



---

# NOTICE OF MEETING

---

## EDUCATION ADVISORY BOARD

TUESDAY, 2 OCTOBER 2018 AT 4.00 PM

CONFERENCE ROOM A - SECOND FLOOR, CIVIC OFFICES

Telephone enquiries to Lisa Gallacher 02392 834056

Email: [lisa.gallacher@portsmouthcc.gov.uk](mailto:lisa.gallacher@portsmouthcc.gov.uk)

---

## Membership

Councillor Suzy Horton (Chair)

Councillor Hannah Hockaday  
Councillor Tom Coles

Councillor Neill Young

Diocesan representative - Church of England  
Diocesan representative - Roman Catholic  
Teacher Liaison Panel representative

---

(NB This agenda should be retained for future reference with the minutes of this meeting).

## AGENDA

- 1 **Apologies for absence**
- 2 **Declarations of interests**
- 3 **Minutes of the previous meeting - 3 July 2018** (Pages 3 - 6)  
  
The minutes of the last meeting are attached for approval.
- 4 **Provisional results 2018: EYFSP, KS1, KS2 and KS4** (Pages 7 - 30)
- 5 **School improvement: priorities for 2018/19 and impact/outcomes of support delivered in 2017/18** (Pages 31 - 40)

This page is intentionally left blank

# Agenda Item 3

## EDUCATION ADVISORY BOARD

RECORD OF DECISIONS of the meeting of the Education Advisory Board held on Tuesday, 3 July 2018 at 4.00 pm at the Guildhall, Portsmouth

### Present

Councillor Suzy Horton (in the Chair)  
Councillor Tom Coles

Alison Jeffery, Director Children, Families and Education  
Mike Stoneman, Deputy Director of Children, Families and Education  
Jo Peach, Director of Learning, Portsmouth Teaching School Alliance  
Hilary Loder, Independent Chair of the Portsmouth Education Partnership Strategic Board

### 7. Apologies for absence

Apologies for absence were received from Jeff Williams, Director of Education for the Anglican Diocese.

### 8. Declarations of interests

Councillor Tom Coles declared a personal, non-prejudicial interest as he is on the Academy Advisory Board at Penhale Infant School.

Councillor Suzy Horton declared a personal, non-prejudicial interest as she is a governor at Craneswater Junior School.

### 9. Minutes of the Meeting held on 6 February 2018

**RESOLVED that the minutes of the meeting held on 6 February 2018 be confirmed and signed by the chair as a correct record.**

### 10. School Improvement Update

Jo Peach, Director of Learning at Portsmouth Teaching School Alliance and Mike Stoneman, Deputy Director of Children and Families - Education introduced the report.

Mike Stoneman explained that the council commission the Portsmouth Teaching School Alliance to deliver targeted school improvement for LA Maintained Schools, but do this under the auspices of the Portsmouth Education Partnership (PEP) and the PEP School Improvement Board. The School Improvement Board is chaired by a headteacher and school improvement priorities for the city are agreed by the Board.

Jo Peach went on to explain that the Board is now working well with increased membership of Headteachers from both LA maintained schools and academies. The Board has overseen applications to the Strategic School

Improvement Fund, two of which have been successful already securing nearly £0.5m of funding for the city focused on agreed priorities. The PEP encourages all schools to have an external challenge / validation either through peer review or external verification (e.g. Challenge Partners).

There were five priorities for 2017-18, all of which are likely to feature in 2018/19 subject to agreement by the School Improvement Board. They were:

*SEND in mainstream* - this is a significant issue and the PEP was successful in securing a SSIF bid of £200,000 to support 18 schools focusing in improving outcomes for pupils on SEN Support in mainstream. Some other schools not already included have shown an interest in joining. Best practice will be shared across the city and a conference is taking place in November.

*Closing the gap for disadvantaged pupils* - another successful bid to the SSIF securing £200,000 to support 18 schools in order to improve the outcomes for disadvantaged children. Best practice will be shared across the city and a conference is taking place in October.

*Improving outcomes for the most able* - this in early stages and will be a key focus in 2018/19.

*Subject specific support:* networks have been established for Maths, English, MFL and Science

*Leadership* - a range of leadership courses are running for middle and senior leaders including NPQLs (ML and SL) through Institute of Education for which the Teaching School has set up a local hub (no cost to schools due to DfE subsidy), and leadership programmes run through Ambition School Leadership.

Ms Peach then summarised the other support the PEP were providing as outlined in the report and added that since the report had been written, all maintained schools except one have had either an external review or an Ofsted inspection in 2017-18.

#### School Improvement support for LA maintained schools

Mrs Jeffery asked whether it would be possible for the PEP to complete a summary of the evaluations received. Mr Stoneman suggested that this could be done for the next EAB meeting in the autumn to judge the impact on outcomes as the provisional data would then be available. Case studies for specific schools could be included. Councillor Horton added that it would be useful to include some qualitative statements from schools to see their views on the impact of the support received.

In response to a question from Councillor Horton, Ms Peach said that for the SSIF funded programmes 70% of schools taking part must meet the eligibility criteria. Ms Peach confirmed that every school in Portsmouth is involved in one or more of the programmes that is run through the PEP.

**RESOLVED that the report be noted.**

## **11. Recent Ofsted Inspections**

The report was introduced by Mike Stoneman who summarised the six Ofsted school inspections that had taken place during the spring and early summer terms.

Mr Stoneman referred to Stamshaw Junior School's latest Ofsted result of Requires Improvement. This was disappointing as the school were in requires improvement when Portswood Academy Trust took over the school four years ago. The LA is working with the RSC and the Trust to improve the position.

Mr Stoneman added that two further inspections had taken place in May and June. The Ofsted report for Portsdown Primary was now available and the school had retained their good status. The Ofsted report for Southsea Infant School was not yet published.

In response to a question about how many schools in the city were rated as requires improvement, Mr Stoneman said there were the following:

**LA maintained schools** - St Jude's CofE Primary School and Milton Park Primary School. Mr Stoneman advised they St Jude's would be inspected again within the next 12-18 months and the LA was confident that the school would move to Good. Milton Park Primary is also improving.

**Academy schools** - Ark Dickens Primary, Ark Ayrton Primary, Stamshaw Junior, King Richard and Isambard Brunel Junior were all rated as requires improvement.

**RESOLVED members of the Education Advisory Board noted the outcomes of the school inspections that were undertaken during the spring and early summer terms 2018.**

### **Dates of future meetings:**

This were confirmed as Tuesday 2 October 2018 and Wednesday 6 February 2019. The summer term meeting would be held during the last week of term.

In terms of items for the next meeting Mr Stoneman suggested the following items:

- Provisional results 2018 - EYFSP, KS1, KS2 and KS4
- Evaluation of 17/18 school improvement
- Refresh of the education strategy

The meeting concluded at 4.45 pm.

---

Councillor Suzy Horton  
Chair

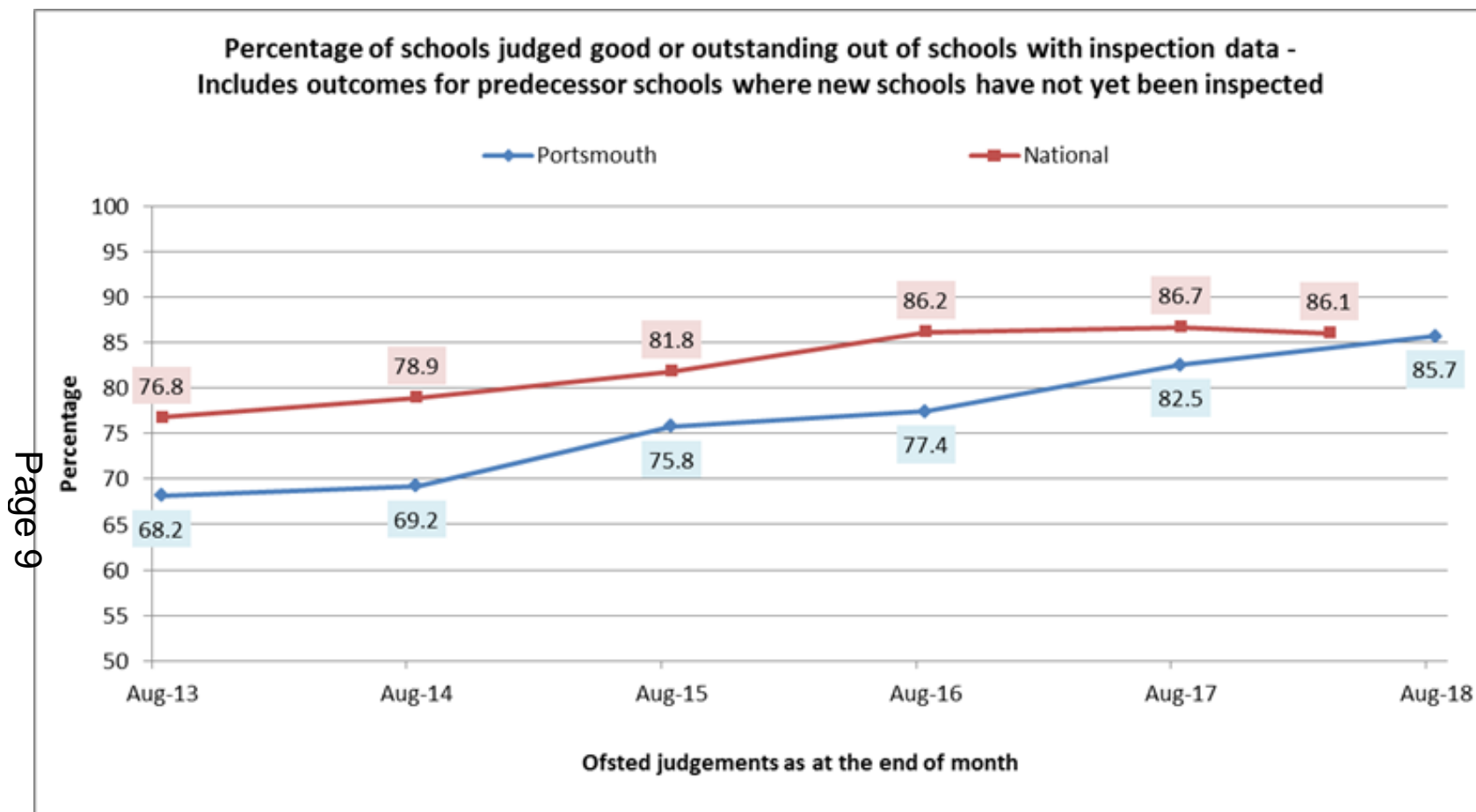
2018 Provisional Results  
Education Advisory Board  
2<sup>nd</sup> October 2018

# Data sources

- 2018 National results for EYFS, Phonics, and Key Stage 1 use NCER proxy data
- 2018 Key Stage 2 results use provisional data published by the DfE
- 2018 Key Stage 4 results are based on headline estimates provided by schools in August



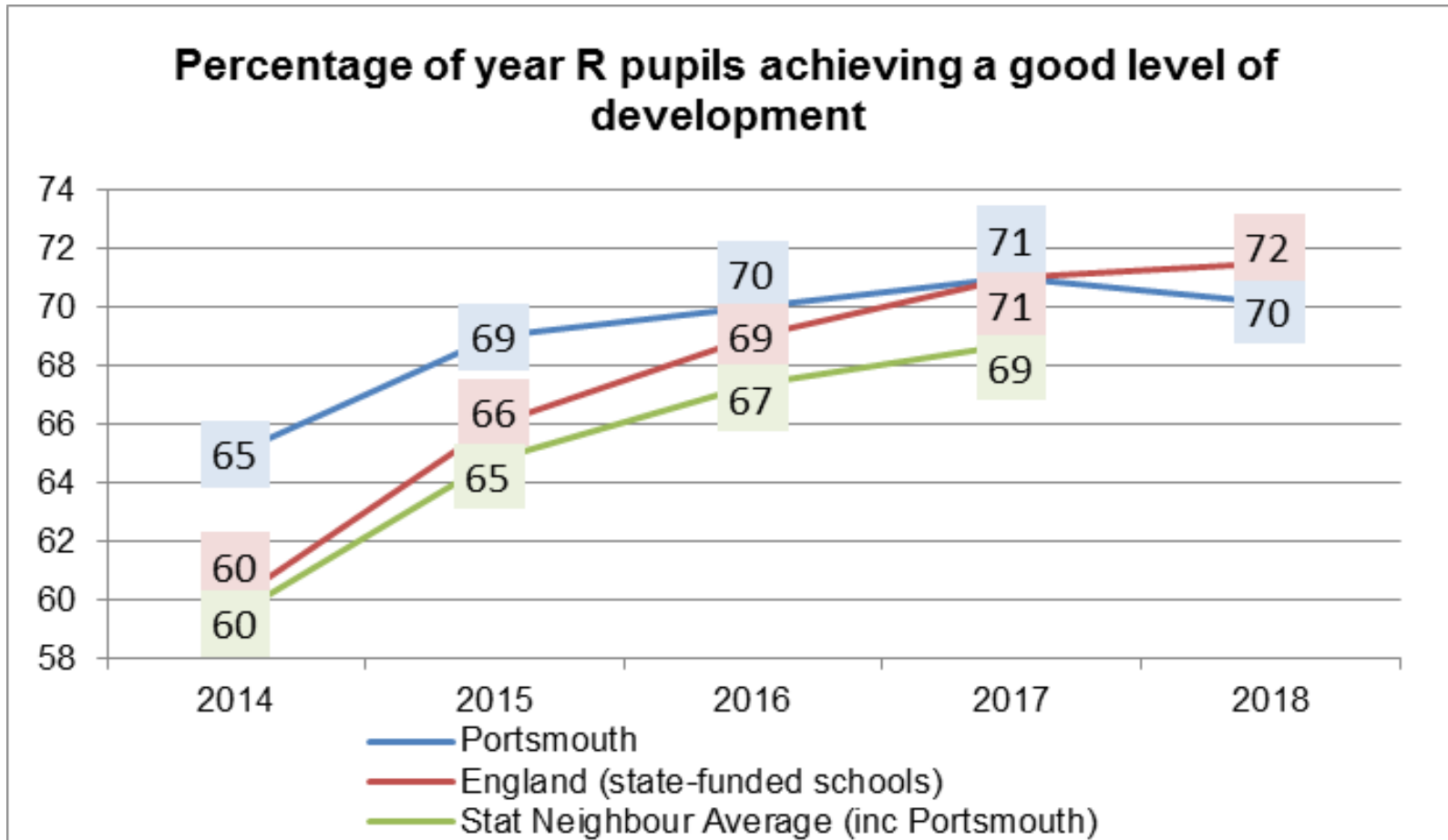
# Ofsted Judgements



- 85.7% of schools in Portsmouth have been judged as good or outstanding, an increase of 17.5 percentage points over a five year period
- Portsmouth is now close to the national average for this measure

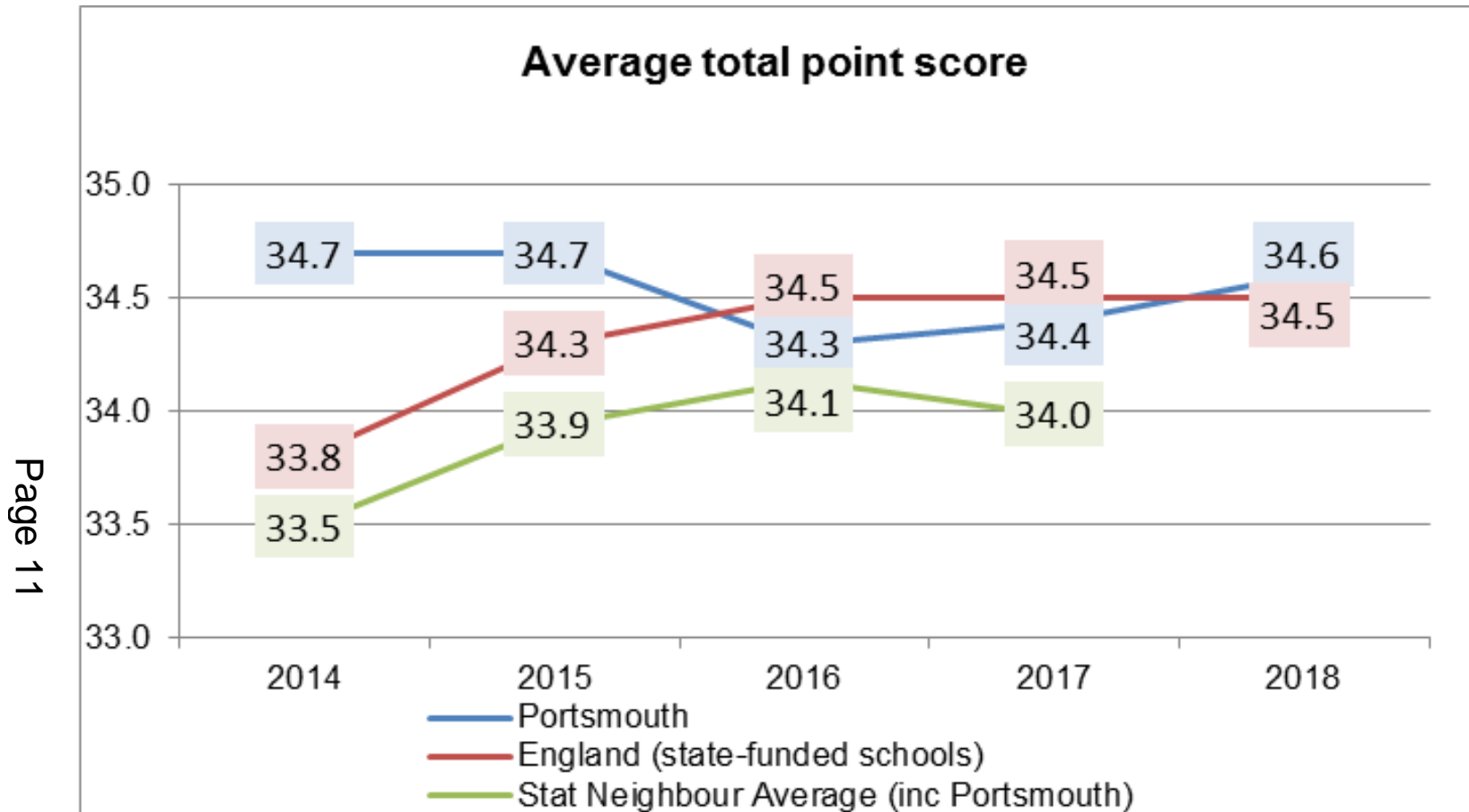
# EYFS – % GLD

Page 10



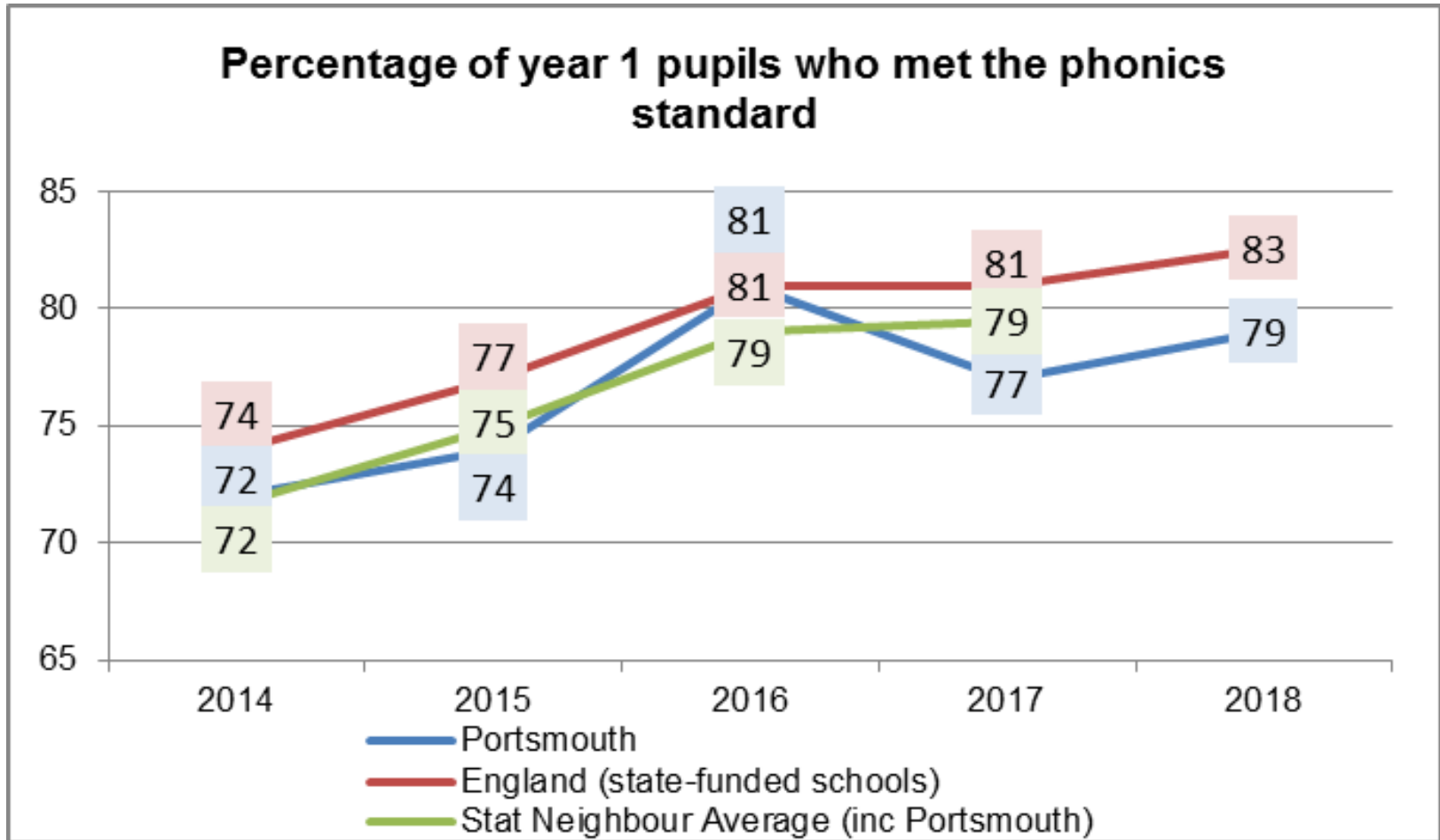
- 70% of year R pupils in Portsmouth achieved a good level of development in 2018, a decrease of 1 percentage point compared to 2017
- National results improved and are now above Portsmouth

# EYFS – Average Point Score



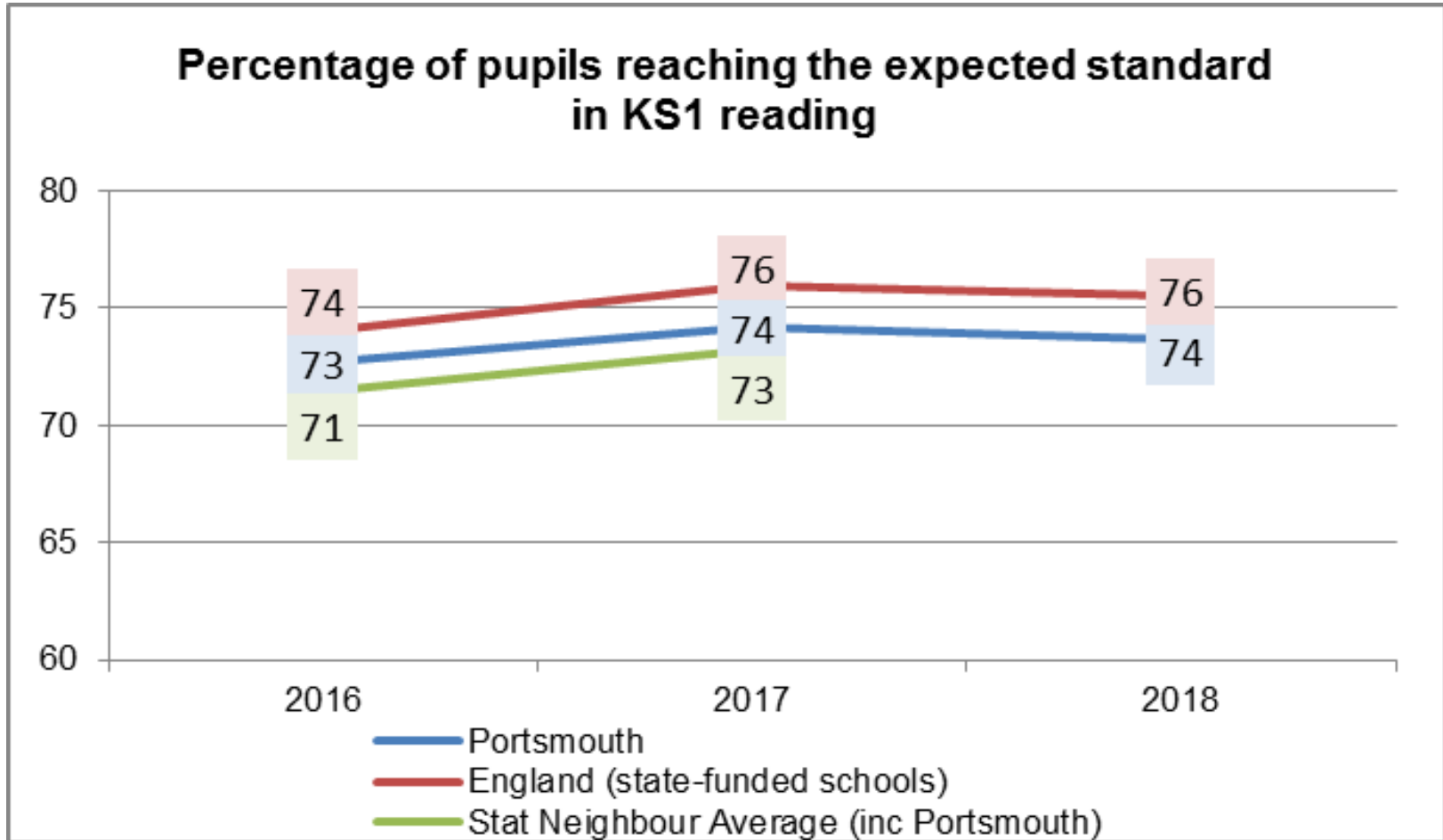
- Portsmouth pupils achieved an average point score of 34.6 in 2018, an increase of 0.2 points compared to 2017
- National results have stayed the same and are now below Portsmouth

# Phonics



- 79% of year 1 pupils in Portsmouth met the phonics standard in 2018, an increase of 2 percentage points compared to 2017
- National results have also increased by 2 points, so the gap to national remains

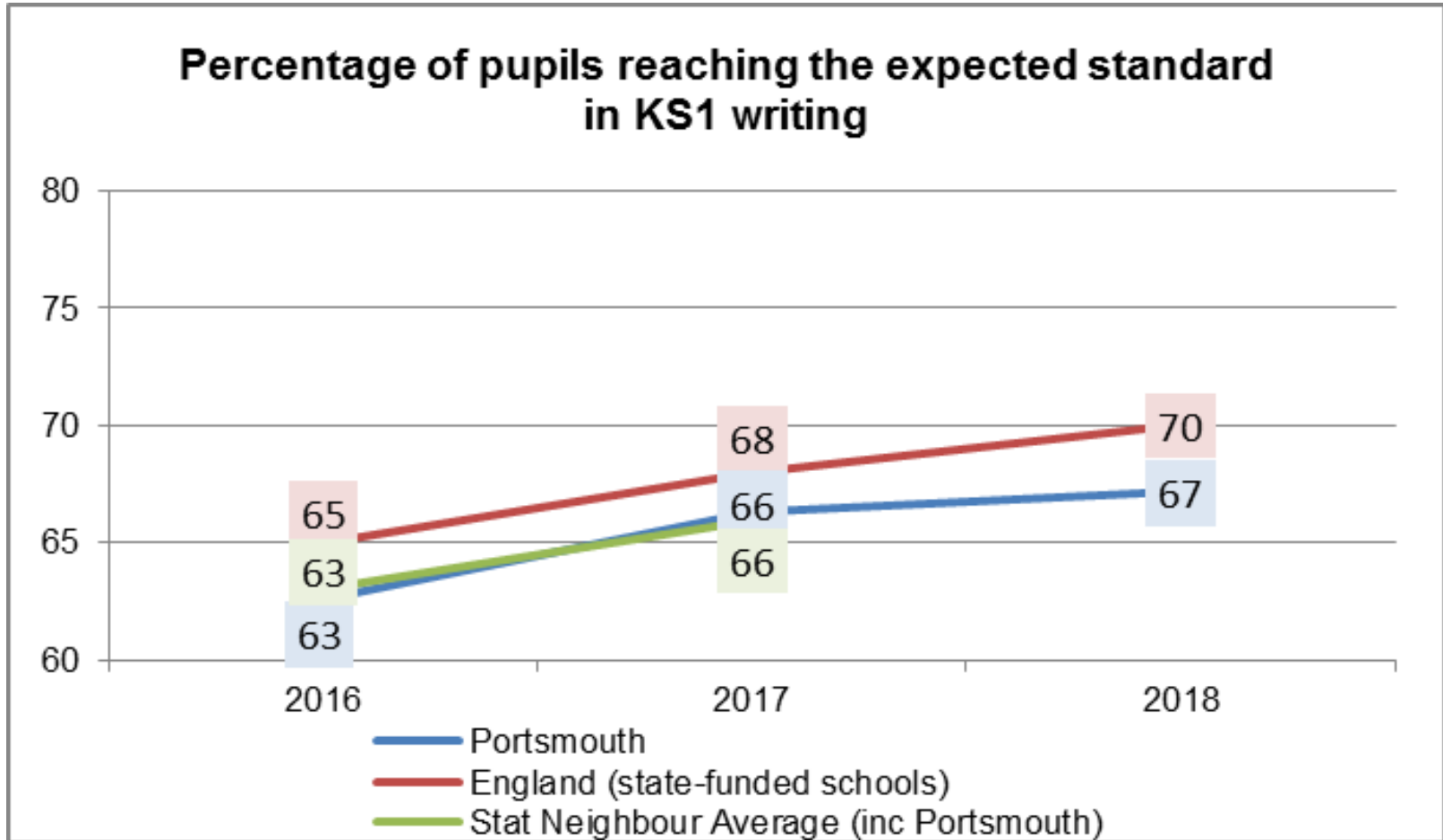
# Key Stage 1 - Reading



- 74% of KS1 pupils in Portsmouth reached the expected standard in reading in 2018, the same as in 2017
- There was no change in the national results, so the gap to national remains

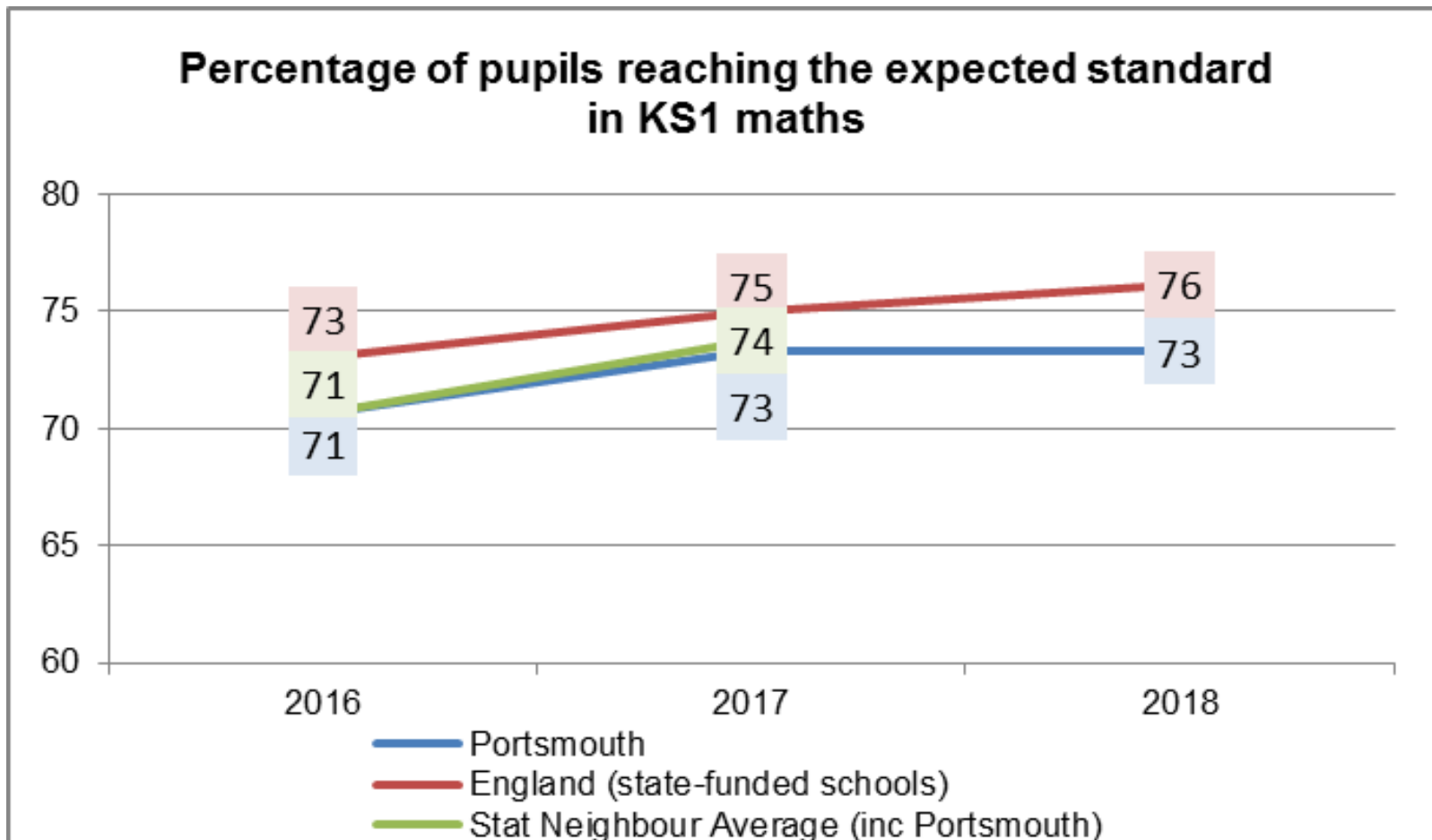
# Key Stage 1 - Writing

Page 14



- 67% of KS1 pupils in Portsmouth reached the expected standard in writing in 2018, an increase of 1 percentage point compared to 2017
- Nationally, results have increased by 2 points, meaning the gap to national has widened

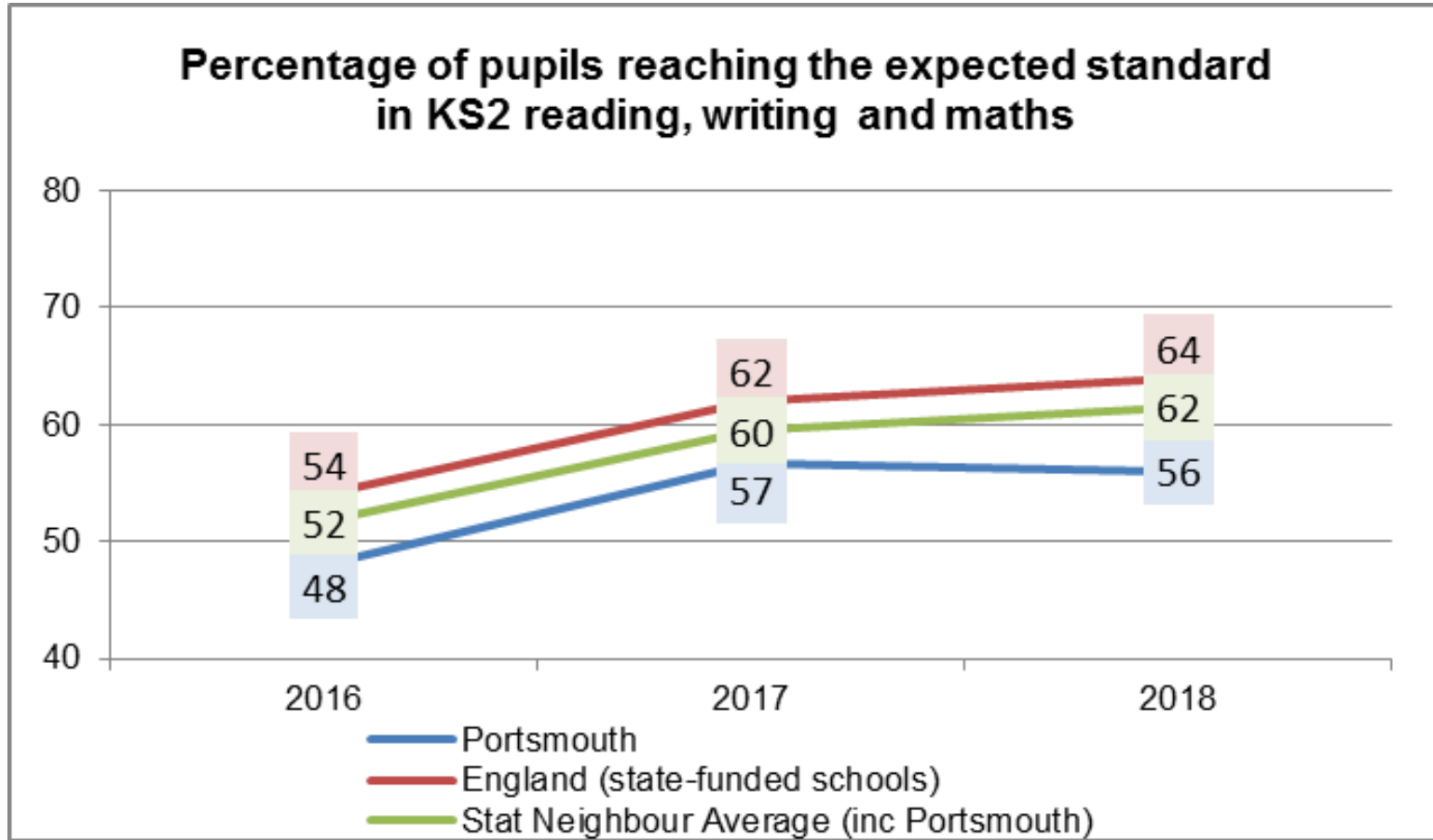
# Key Stage 1 - Maths



- 73% of KS1 pupils in Portsmouth reached the expected standard in maths in 2018, the same as in 2017
- Nationally, results have increased by 1 point, meaning the gap to national has widened

# Key Stage 2 - RWM

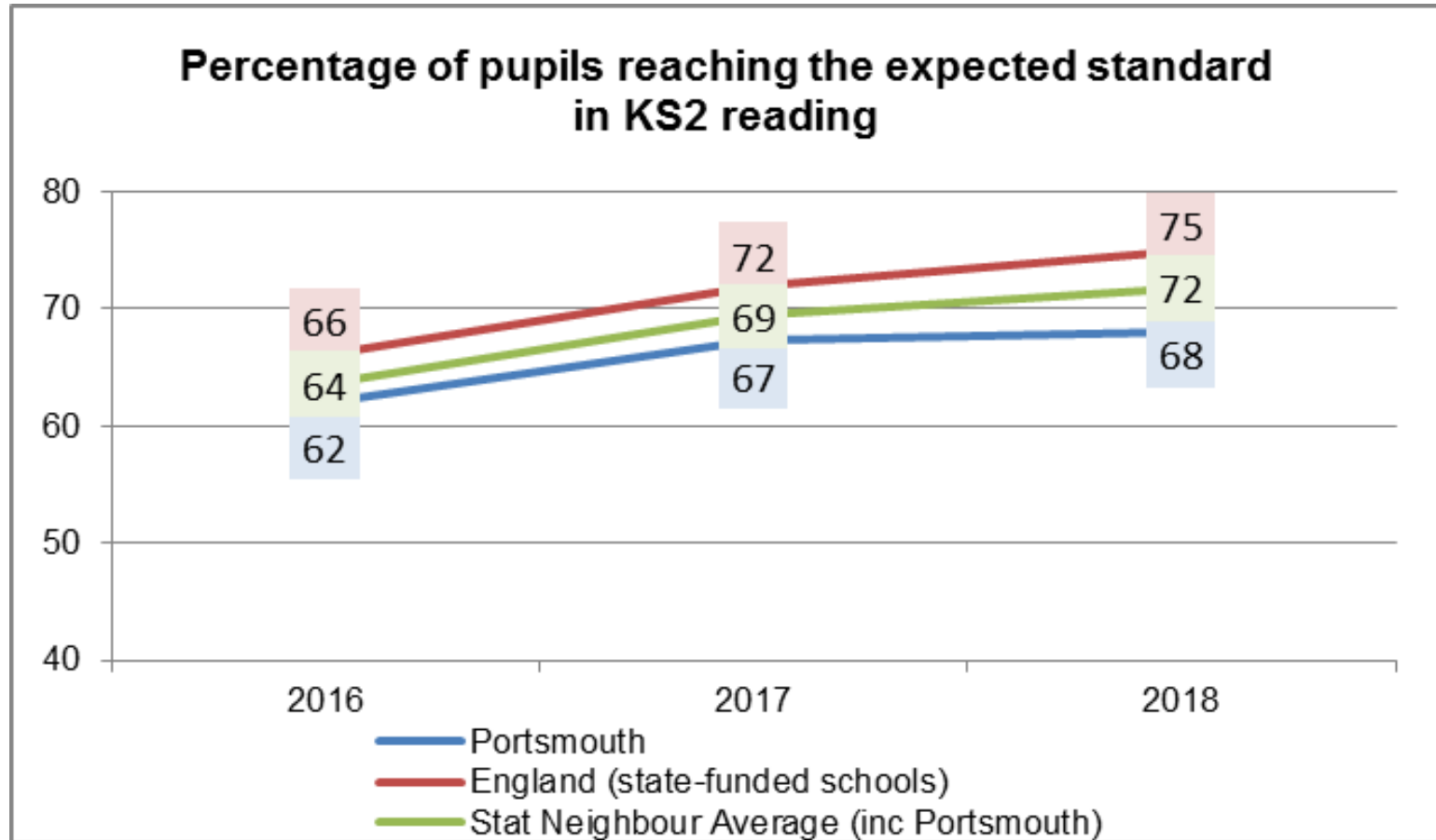
Page 16



- 56% of KS2 pupils in Portsmouth reached the expected standard in reading, writing and maths in 2018, a decrease of 1 percentage point compared to 2017
- Nationally there has been an increase of 2 points, meaning the gap has widened

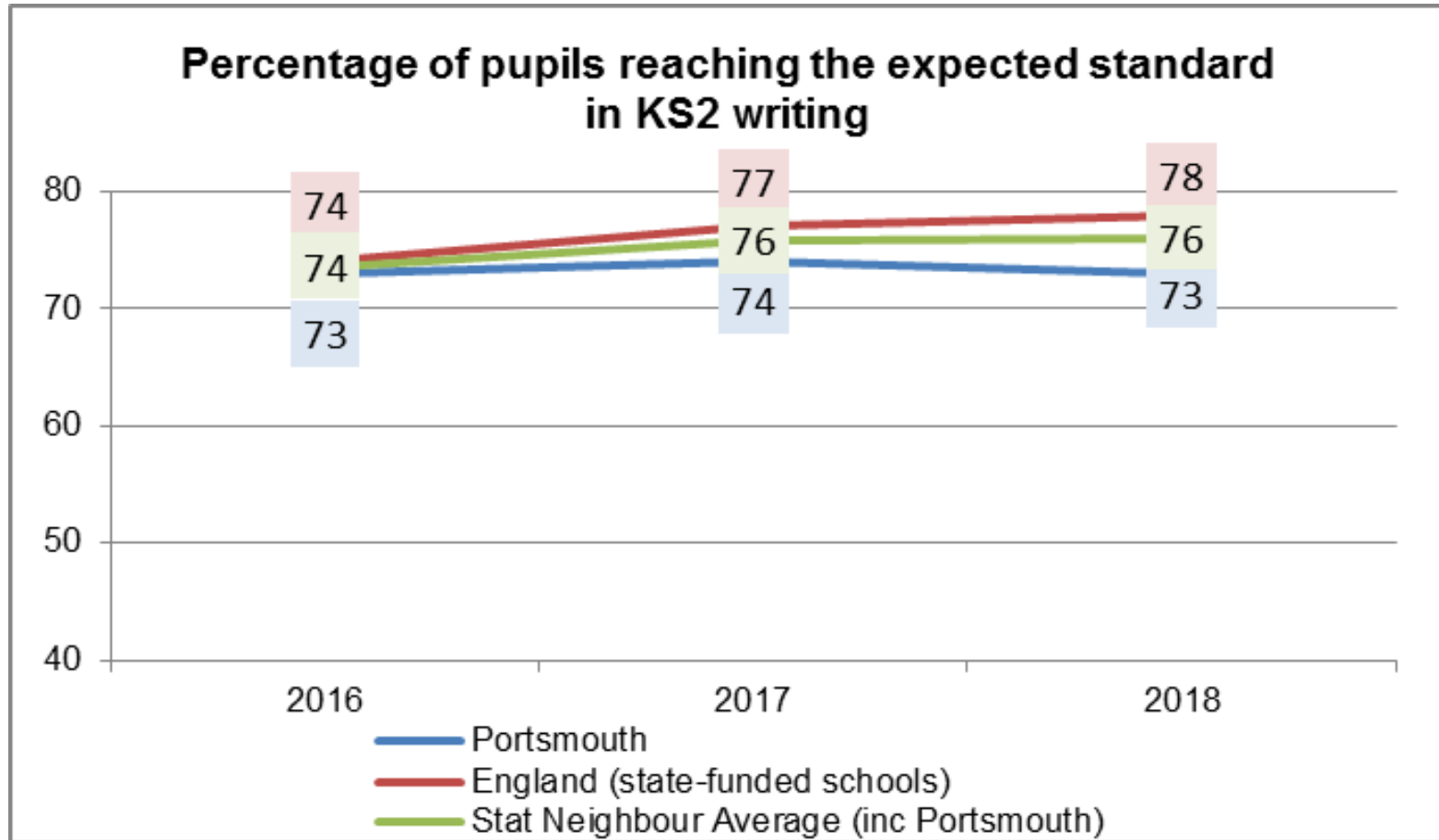


# Key Stage 2 - Reading



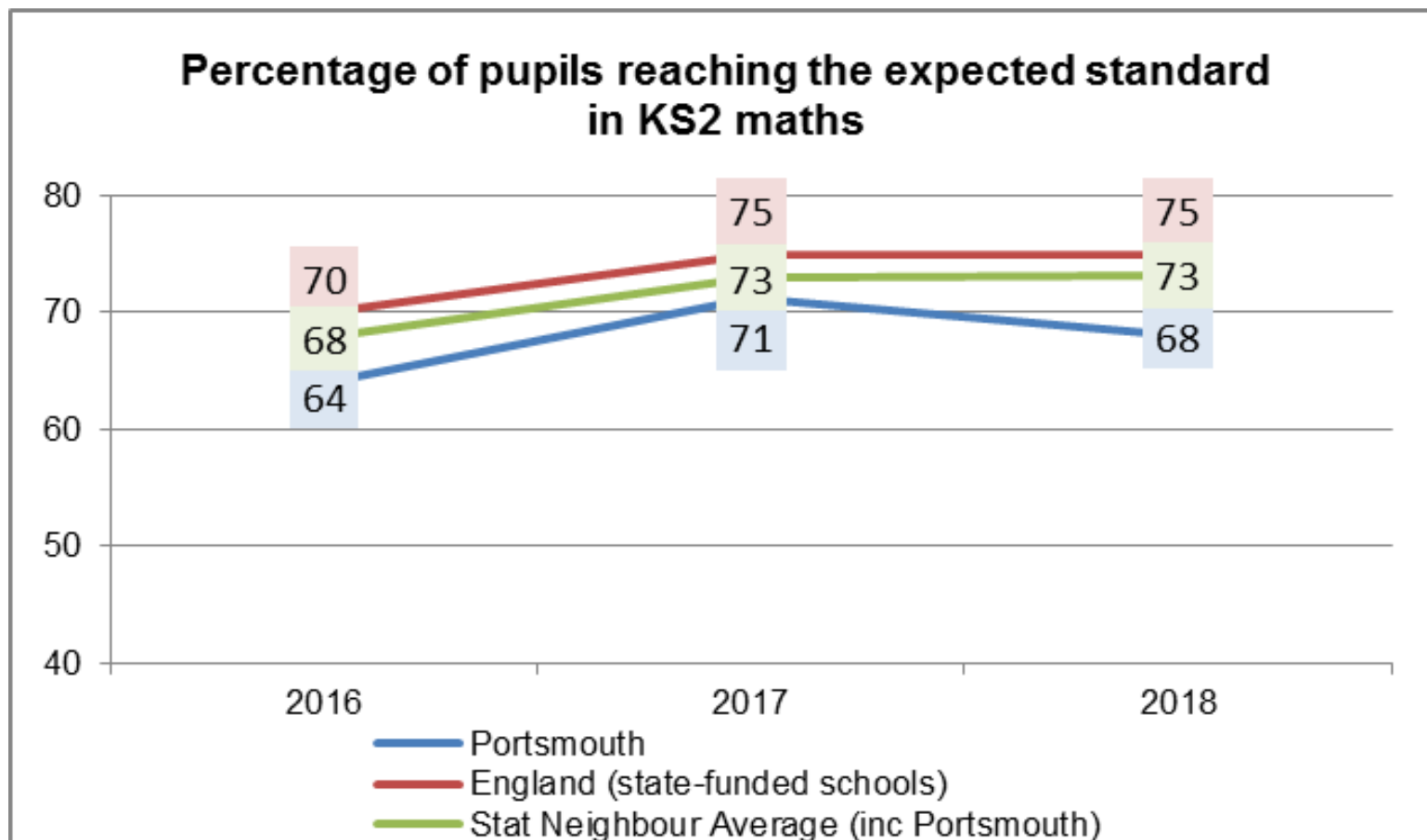
- 68% of KS2 pupils in Portsmouth reached the expected standard in reading in 2018, an increase of 1 percentage point compared to 2017
- Nationally there has been an increase of 3 points, so the gap has widened

# Key Stage 2 - Writing



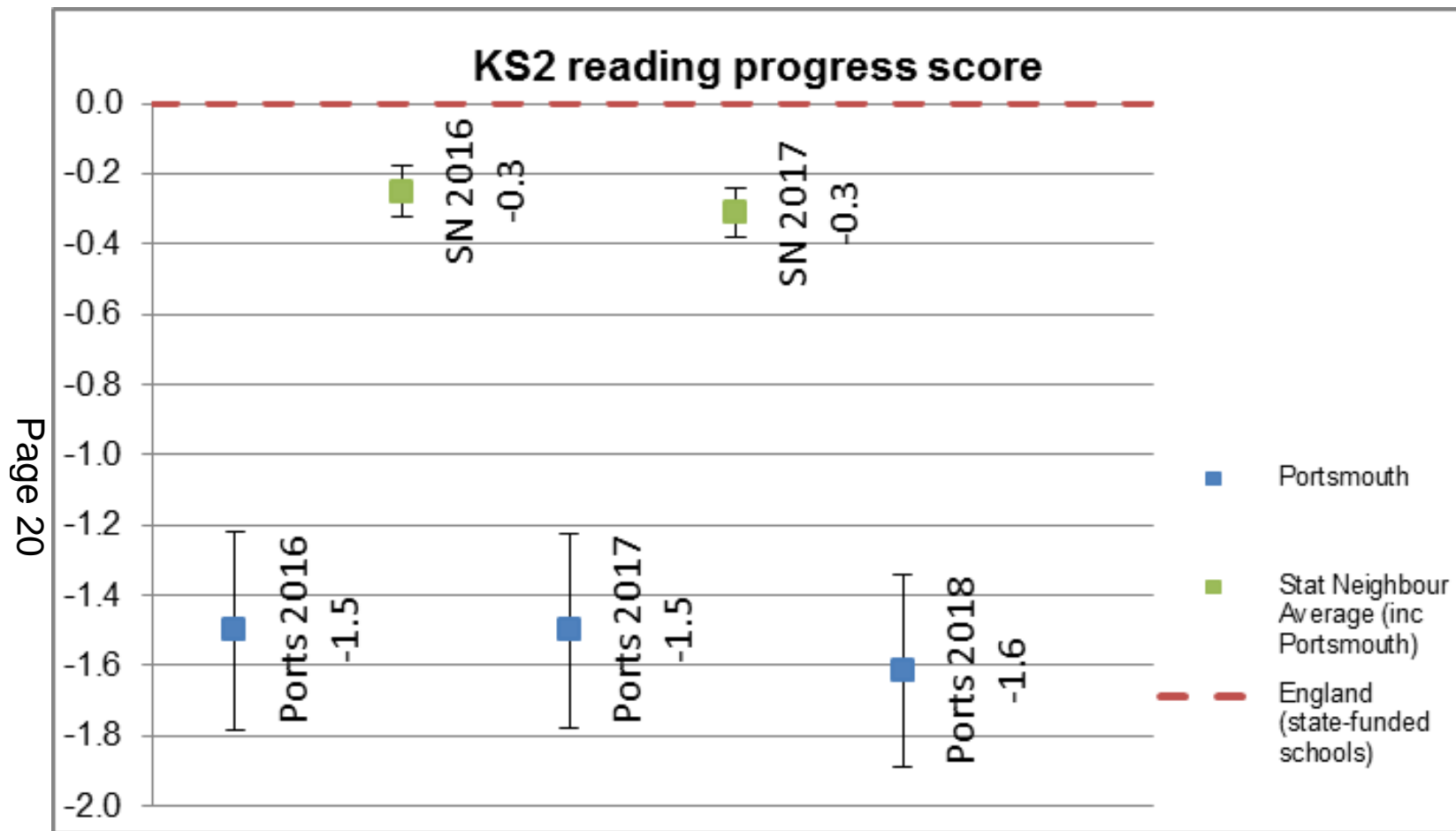
- 73% of KS2 pupils in Portsmouth reached the expected standard in writing in 2018, a decrease of 1 percentage point compared to 2017
- Nationally there has been an increase of 1 point, meaning the gap has widened

# Key Stage 2 - Maths



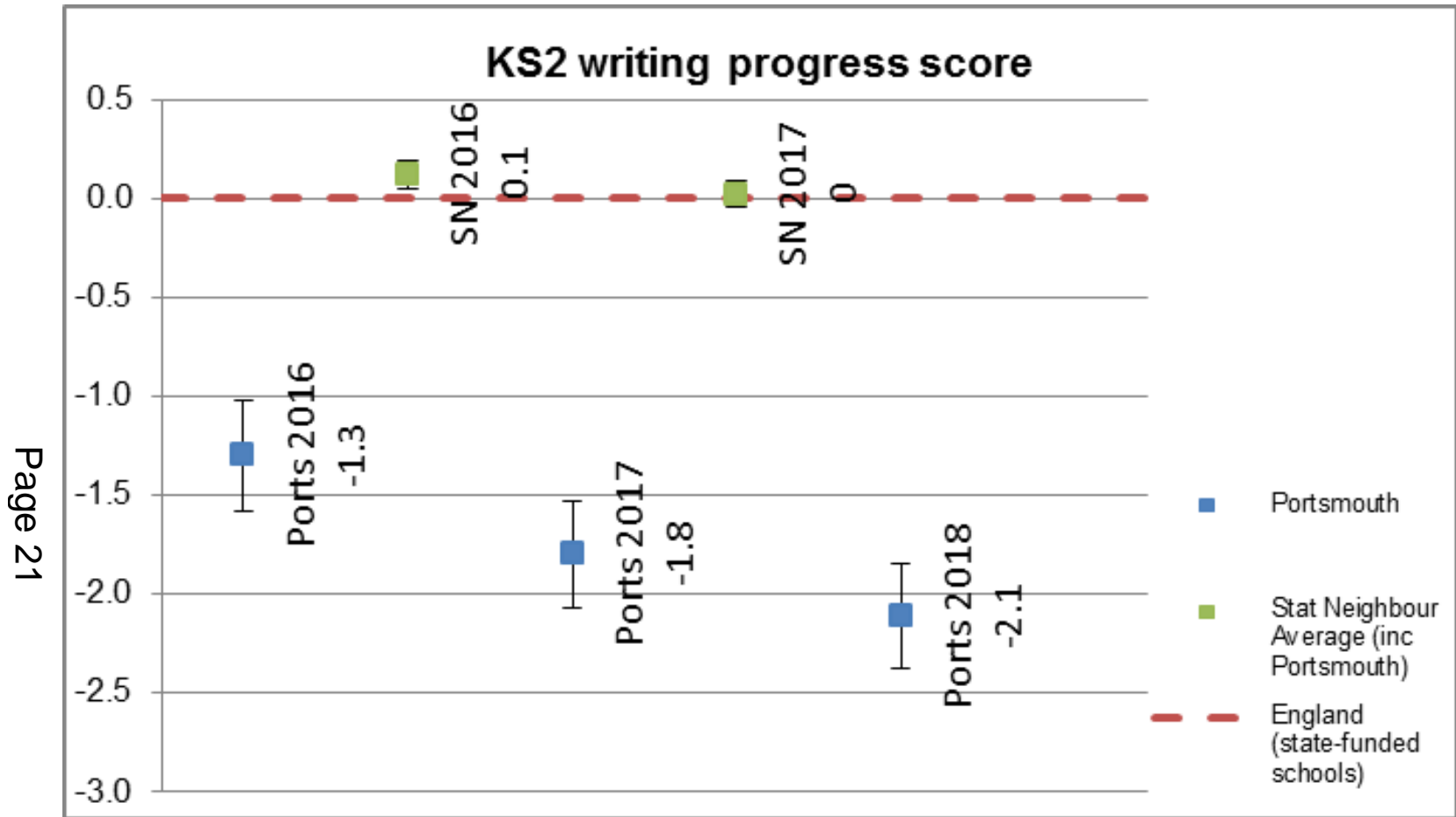
- 68% of KS2 pupils in Portsmouth reached the expected standard in maths in 2018, a decrease of 3 percentage points compared to 2017
- There was no change in the national results, so the gap to national has widened

# Key Stage 2 - Reading Progress



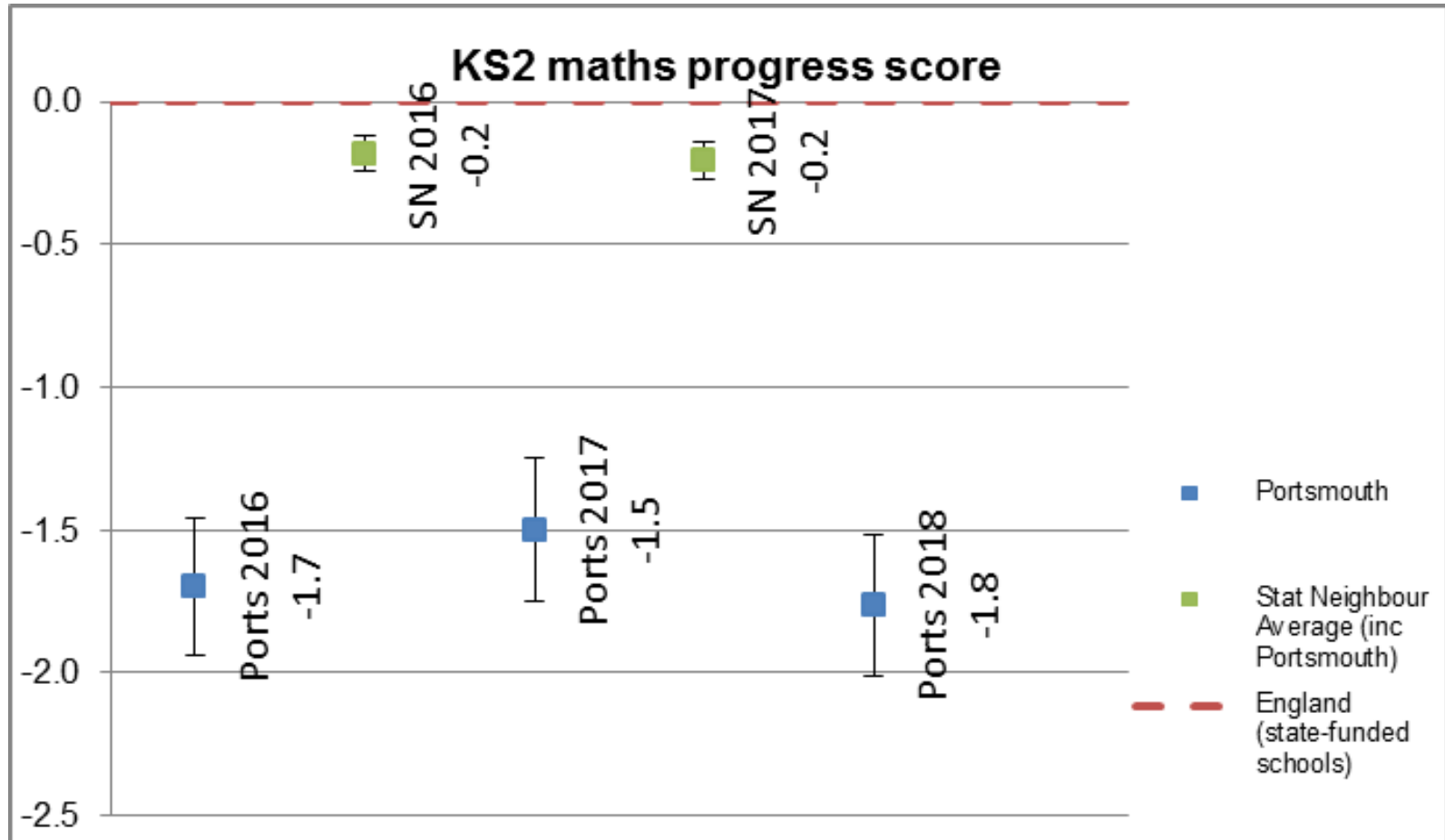
- The reading progress score for KS2 pupils in Portsmouth in 2018 is -1.6, which is a decrease of 0.1 points compared to 2017
- Portsmouth's progress score is significantly below national

# Key Stage 2 - Writing Progress



- The writing progress score for KS2 pupils in Portsmouth in 2018 is -2.1, which is a decrease of 0.3 points compared to 2017
- Portsmouth's progress score is significantly below national

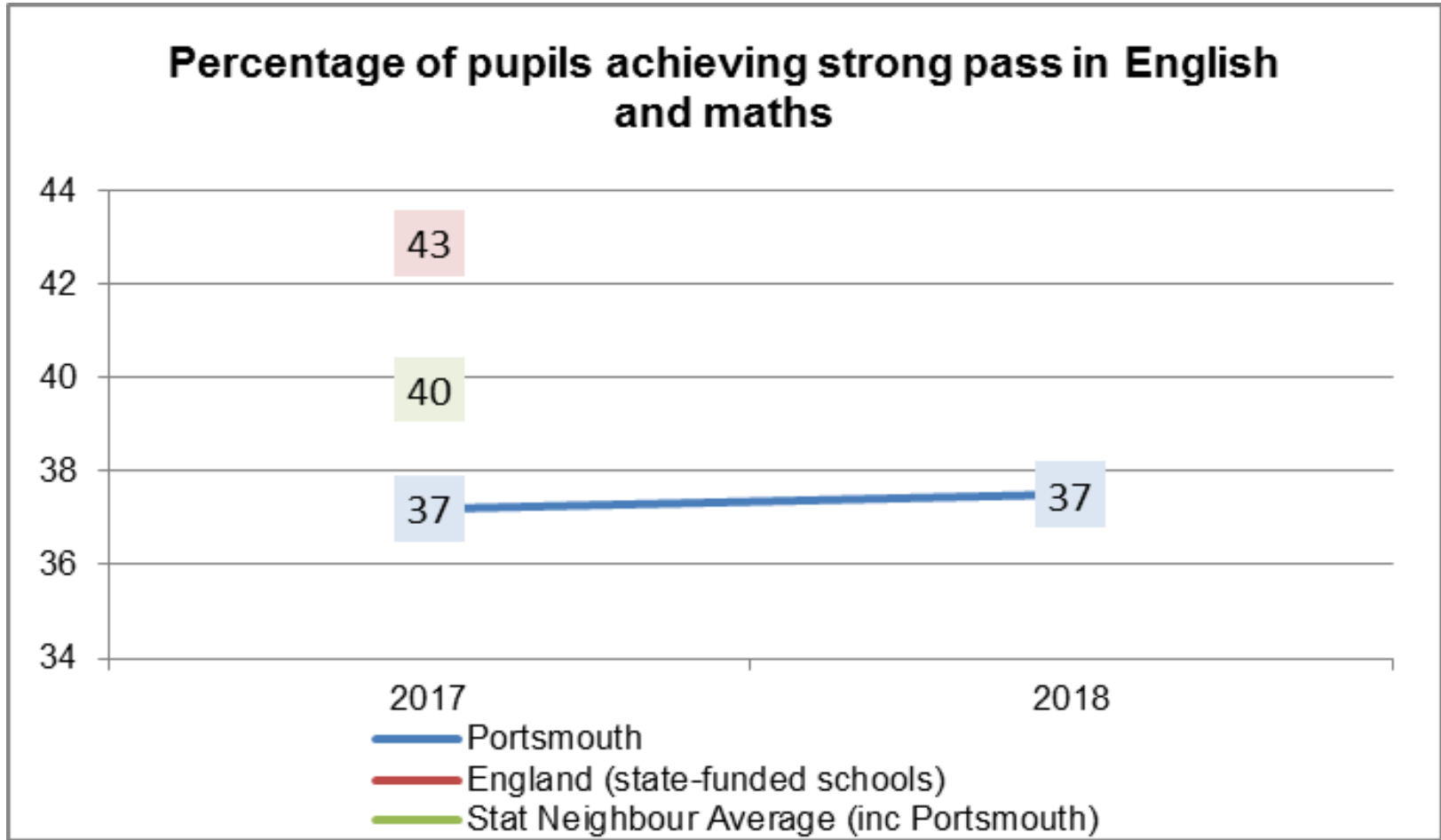
# Key Stage 2 - Maths Progress



- The maths progress score for KS2 pupils in Portsmouth in 2018 is -1.8, which is a decrease of 0.3 points compared to 2017
- Portsmouth's progress score is significantly below national

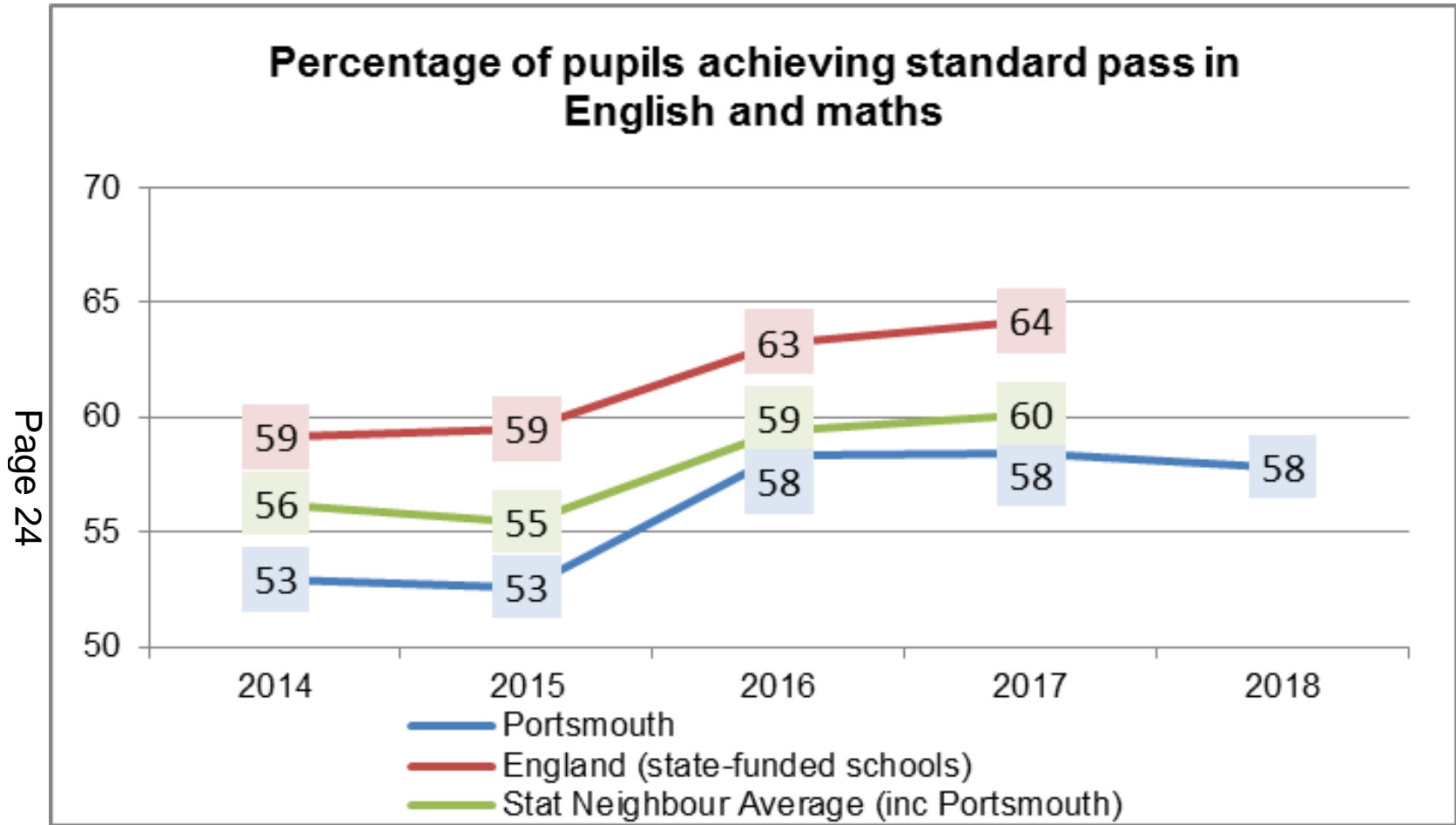
# Key Stage 4 - E&M Strong Pass

Page 23



- 37% of pupils in Portsmouth achieved a strong pass (grades 9-5) in English and maths in 2018, the same as in 2017

# Key Stage 4 - E&M Standard Pass



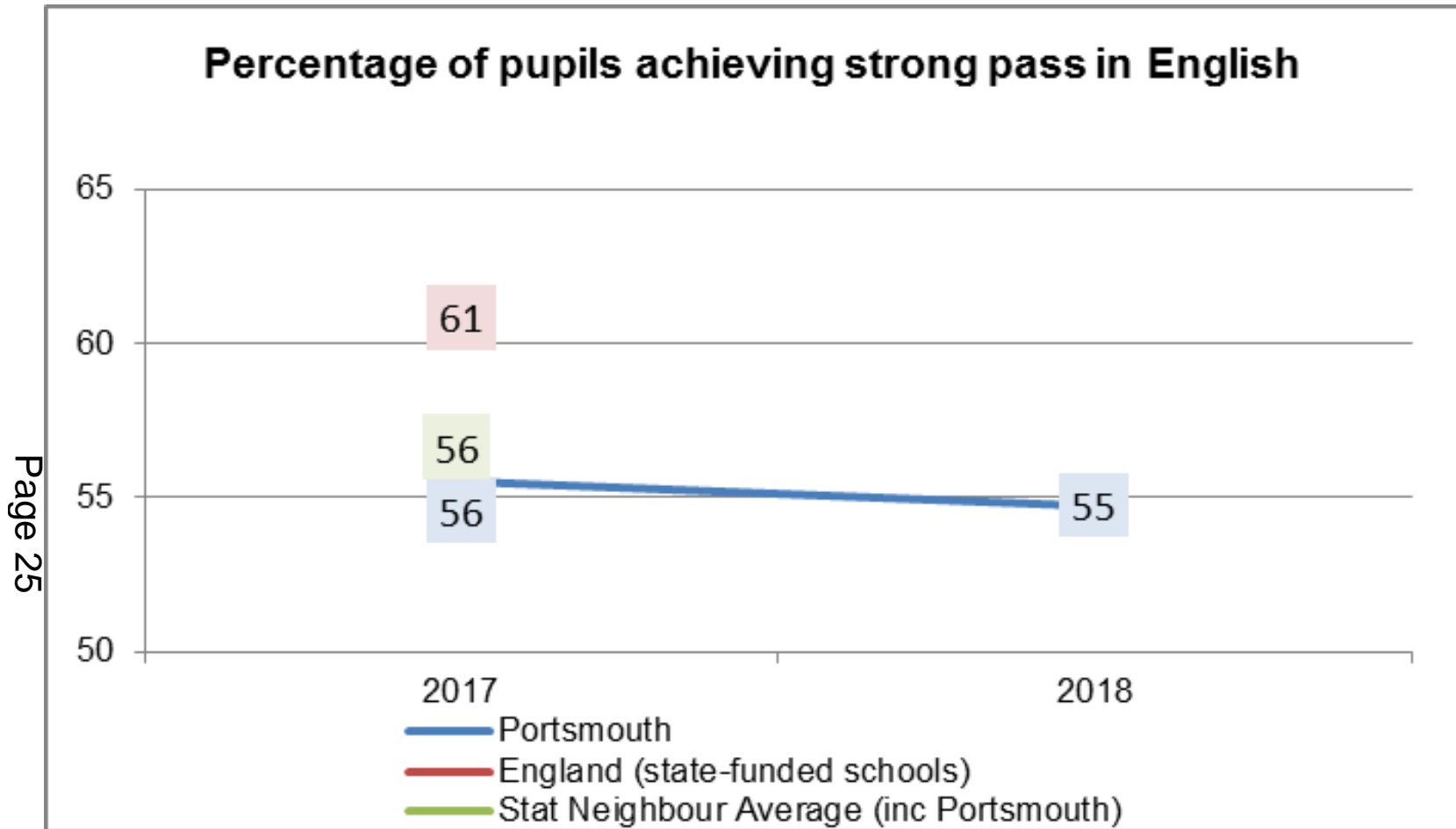
Page 24

- 58% of pupils in Portsmouth achieved a standard pass\* in English and maths in 2018, the same as in 2017

\* Grades 9-4 from 2017, A\*-C prior to 2017



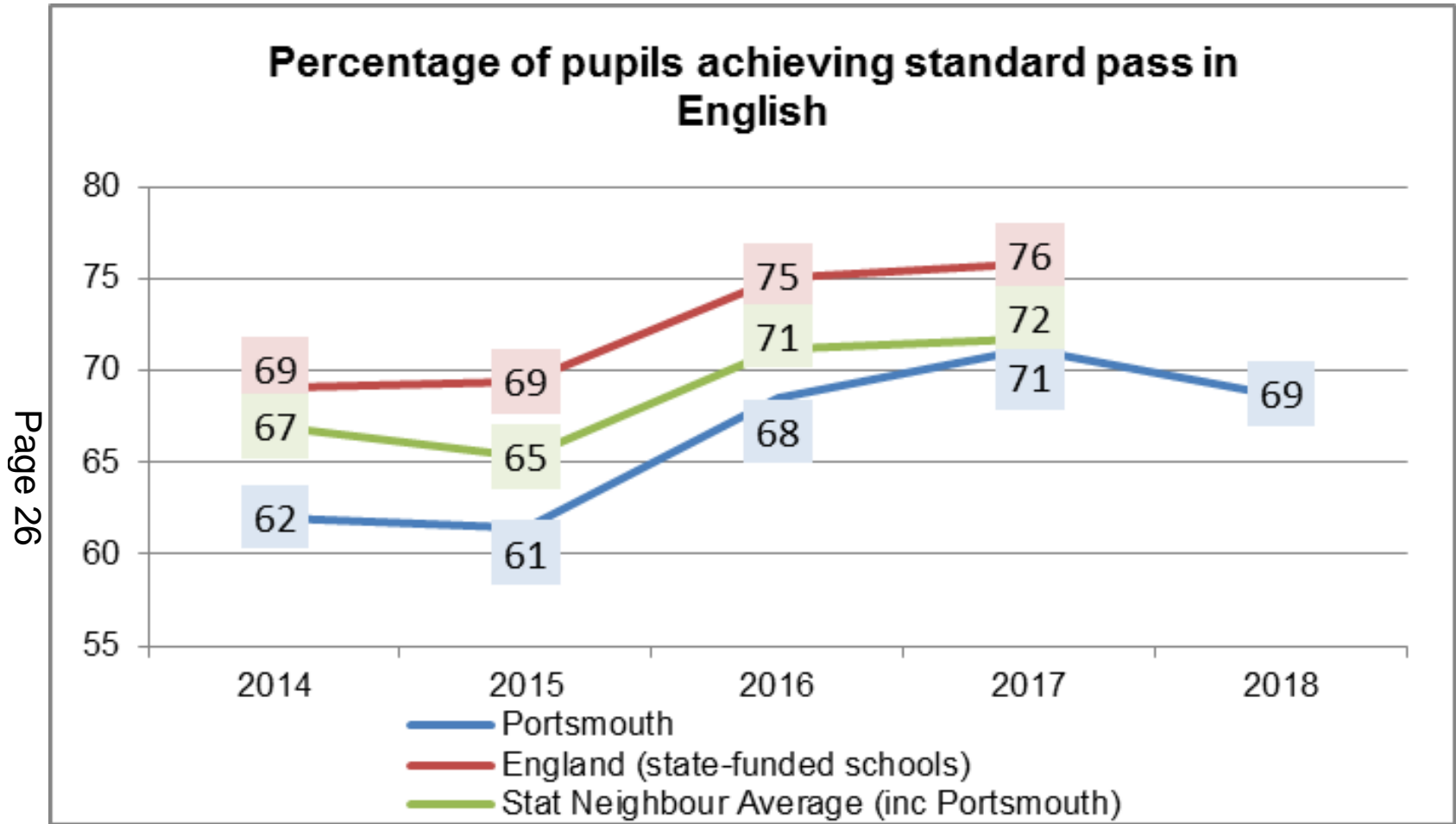
# Key Stage 4 - English Strong Pass



Page 25

- 55% of pupils in Portsmouth achieved a strong pass in English in 2018, a decrease of 1 percentage point compared to 2017

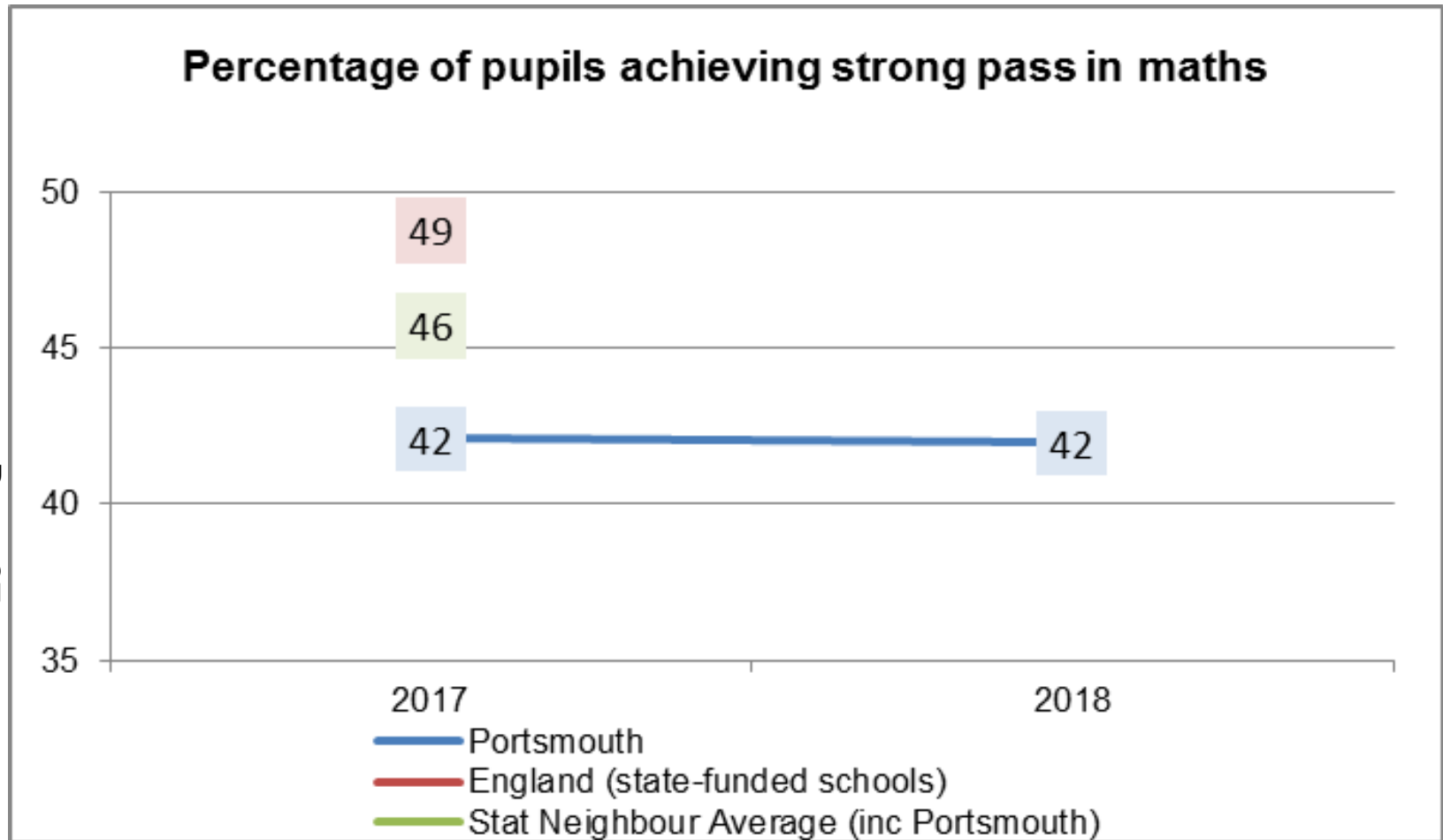
# Key Stage 4 - English Standard Pass



- 69% of pupils in Portsmouth achieved a standard pass in English in 2018, a decrease of 2 percentage points compared to 2017

# Key Stage 4 - Maths Strong Pass

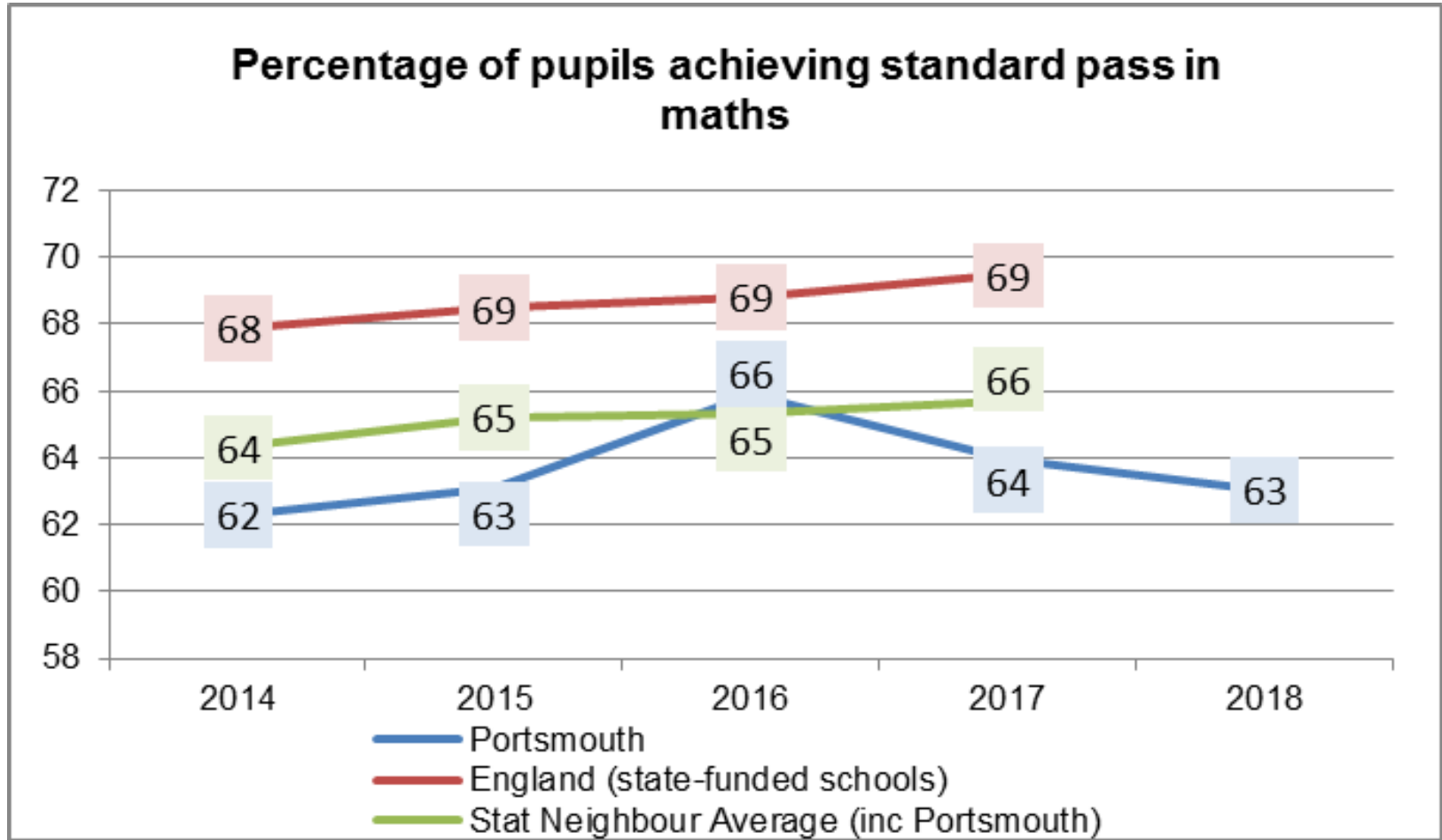
Page 27



- 42% of pupils in Portsmouth achieved a strong pass in maths in 2018, the same as in 2017

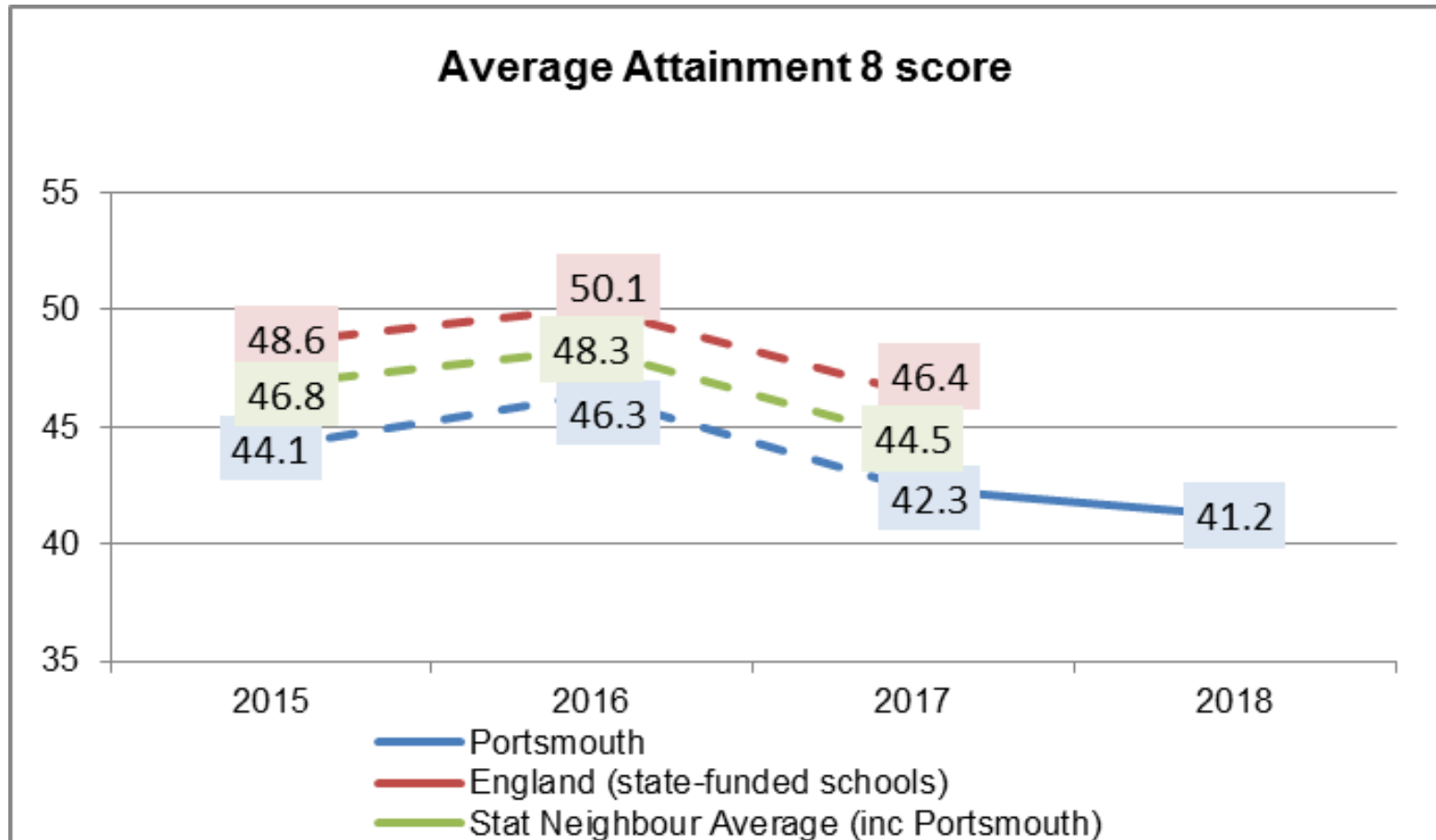
# Key Stage 4 - Maths Standard Pass

Page 28



- 63% of pupils in Portsmouth achieved a standard pass in maths in 2018, a decrease of 1 percentage point compared to 2017

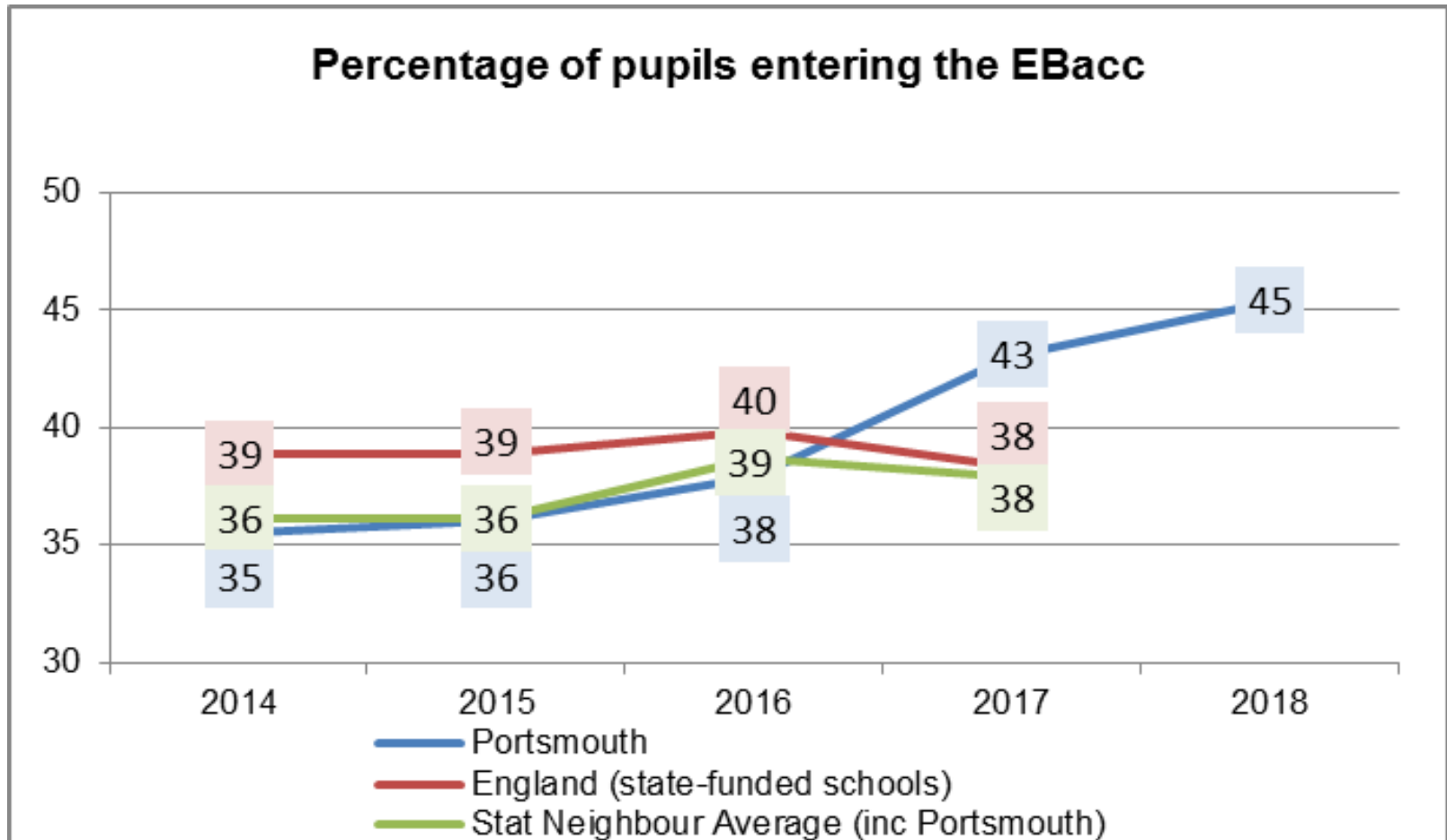
# Key Stage 4 - Attainment 8



- Portsmouth pupils achieved an average Attainment 8 score of 41.2 in 2018, a decrease of 1.1 compared to 2017
- Attainment 8 scores are not directly comparable over time due to changes in methodology

# Key Stage 4 - Ebacc

Page 30



- 45% of pupils in Portsmouth entered the EBacc in 2018, an increase of 2 percentage points compared to 2017

# Agenda Item 5



## School Improvement update

Sept 2018

### The School Improvement Board

***The PEP School Improvement Board has successfully created a partnership which is working for all schools in Portsmouth. Supported by the Portsmouth Teaching School Alliance and the Local Authority, academies and LA maintained schools have worked together collaboratively on school improvement support, identified priorities and secured funding.***

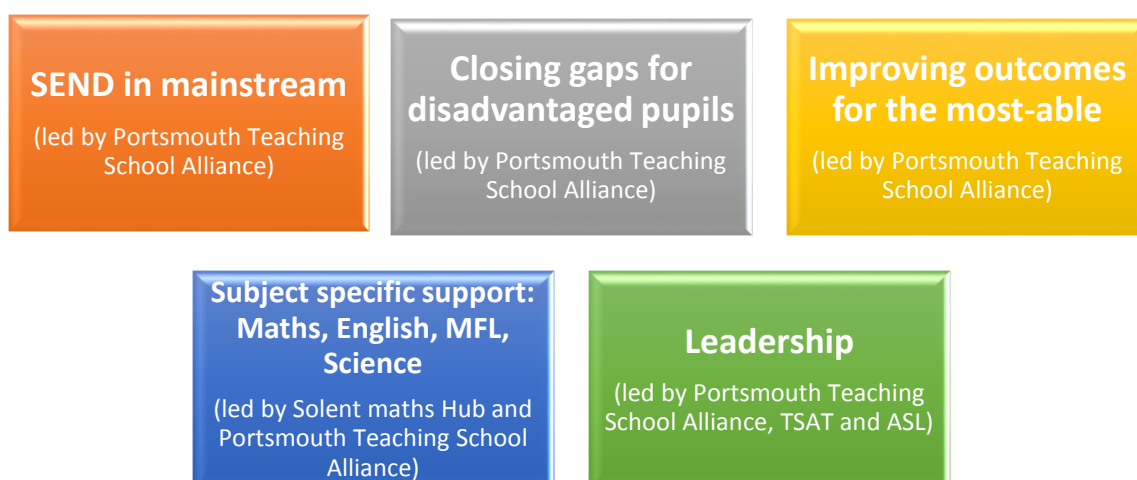
The Board consists of Headteachers from all phases (both LA maintained schools & academies), Portsmouth TSA, Solent Maths Hub and LA officers.

Chaired by Simon Graham, Headteacher, St Edmund's Catholic School

#### Main functions

- Agrees key priorities for collaborative school improvement support
- Agrees data-based criteria for identifying strengths and weaknesses across all schools
- Secures funding and co-ordinates / brokers deployment of school improvement support and system leadership
- Builds a system of external verification

### School Improvement priorities 2018/19



*These priorities cut across all schools, both LA maintained and academies.*

## School Improvement priorities 2018/19

**SEND in mainstream** (led by Portsmouth Teaching School Alliance and LA)

*Rationale: The PEP School Improvement Board analysed available data in November 2017, this showed significant gaps for pupils on SEN Support compared to national. No data for 2018 yet available.*

- We have been successful in a SSIF bid for £200 000 to support 18 schools with pupils on SEN Support in mainstream. Wider dissemination is already happening, including a further 5 schools who have chosen to join the project at their own cost. There will also be CPD, a conference and access to reviews for all Portsmouth schools.

### Support

- SLEs – 2 deployments
- PSENSP – outreach support
  - CYP - requests related to individual young people:
    - Total so far 41 cases
    - Settings = 9 x nurseries, 31 infant, junior, primary schools/academies, 1 secondary
  - CPD - staff training requests: Total so far is 18 (15 settings in total)
- Autism Awareness courses: 18 participants/ 8 schools
- Attention Autism training: 20 participants/6 schools
- Maths SEN training (Solent Maths Hub):11 schools (Primary - 8, Secondary - 3).
- SENCO network run by LA: all Portsmouth Schools.
- Introduction to emotional well-being (LA): 6 participants / 4 schools.
- Support through Challenge Partners (specific session on SEND): 21 participants/16 schools
- TA programme (MITA): 2 participant schools from Portsmouth - 30 in total.
- SEND specific CPD sessions: ITT: 45 participants; NQT:97 participants; RQT:13 participants
- Inclusion Service from LA (The SEND Team, The Children's disability team, Admissions, Exclusions and Reintegration School, Attendance Team, Education Psychology Team, Sensory Impairment Team, Portage Team, Virtual School and College Team): all Portsmouth Schools.

### Outcomes 2017- 2018

- Early data shows very positive engagement of all schools. Baseline completed and coaches working with schools to support areas identified.
- All schools have had at least 2 visits so far and have developed an action plan. Main strengths are in day to day management of SEN support and in understanding individual needs. Main areas for development are in linking SENCo with SLT, ensuring that SEN issues are high on school improvement agenda for schools. Themes include: improving the quality of teaching of children with autism, effective differentiation, dealing with reading difficulties, SEMH, family engagement and use of TAs. There has also been a request to support SEND governors.
- No data for 2018 yet available and it is too early for this project to have had an impact on 2108 results.



## Closing gaps for disadvantaged pupils (led by Portsmouth Teaching School Alliance)

*Rationale: In all Key Stages, the disadvantaged performed less well than national non-disadvantaged*

- We have been successful in a SSIF bid for £200 000 of funding to support the Challenge the Gap project which is working with 18 schools. This project has run with a further 8 schools in previous years.

### Support

- SLEs: 4 deployments (SLEs have been running some of the sessions)
- Pupil Premium reviews: 3 schools
- Support for governors: 18 schools

### Outcomes 2017 (2018 data not yet available)

- Evaluations of the CTG project for 2017-8 averaged 9.7/10 and there was a projected outcome of 85% improved progress from the baseline for the students on the programme. A Year 2 programme is under development. 2017 data shows that outcomes for disadvantaged pupils are improving.
- EYFS – gap narrowed and improving trend. Gap is smaller than national gap and more disadvantaged pupils achieve GLD than national.
- KS1 – gap smaller than national gap, especially in reading and writing, where most of the focus had been placed
- KS2 – RWM combined gap was wider than national but closing, especially in Ma. Progress scores for R and Ma have closed slightly on national, W slightly increased
- KS4 – no schools involved in 2017 data.

## Improving outcomes for the most-able (led by Portsmouth Teaching School Alliance)

*Rationale: Outcomes for most-able were below national at KS1, KS2 and 4*

### Support

- SLEs
- Greater depth planning and curriculum CPD for primary: 26 participants, 16 schools
- University Lecture series for GCSE English Literature: 127 students, 6 schools

### Further support planned

- Most-able network (NACE) to share best practice and develop a city-wide approach and strategy.
- School 'Most Able' Audits including a pilot group of six schools. Oversubscribed initial meeting.

**Outcomes:** None yet as this project has only just begun.

## Subject specific support: Maths, English, MFL, Science

*Rationale: Outcomes in these subjects were weaker than national at **KS1, KS2 and KS4***

- SSIF bid for support for KS2 maths has been submitted which will cover at least 12 schools. The bid was unsuccessful but a contingency plan has been put in place working with Solent Maths Hub, targeting those schools that have not so far engaged with the mastery programme.

### Support

- SLEs: 4 deployments
- Subject specific networks
  - Maths
  - English Primary and Secondary
  - MFL Primary and Secondary
  - Science KS2
  - STEM Primary and Secondary
- Moderation support EYFS, KS1 and 2

## Leadership (led by Portsmouth TSA, TSAT and ASL)

*Rationale: Ofsted reports and schools indicated a need to build sustainability and maintain high quality leadership*

### Support

- Ambition School Leadership programme: 9 schools
- Leadership Conference: 89 participants from 42 schools
- Leadership workshop with Ambition School Leadership and Maria Dawes, Deputy Regional Schools Commissioner: 29 participants, 26 schools
- SLEs: 89 days in 10 schools, LLEs: 3 schools and NLE support: 3 schools

### Support planned

- National Professional Qualifications suite 56 applicants from 20 schools (36 ML and 20 SL)
- Women Leading in Education Network

### Outcomes 2018

- Ofsted graded Leadership good or outstanding in all LA schools inspected during 2017-8.
- 86% of pupils now attend a good or outstanding school compared to 65% five years ago.

## Other support

- **Inclusion Units:** We are working to develop a quality assurance visit of the educational outcomes of pupils in our 9 inclusion units. There will be 5 reviews by the end of this term.
- **Governors:** We are working to deliver specific training for governors and have delivered 2 training sessions for governors. Governance reviews have taken place in 3 schools.
- **Moderation:** We continue to support KS1-2 moderation with training and advice.
- **NQTS and RQTs:** We continue to support the development of NQTS and RQTs.
- **External reviews** have taken place in 19 Portsmouth Schools through the Challenge Partner QA peer review process and a further 8 LA schools have had an external review. (All LA maintained schools except 2 have had either an external review or Ofsted in 2017-8).
- **Special Schools:** We are working with the special schools to design a system that accurately identifies their priorities. All special schools are either in discussions about becoming an academy or are already academies. All special schools are currently graded by Ofsted either outstanding or good.

## School Improvement support for LA maintained schools

### Outcomes 2017- 2018

- In September 2017, there were 30 LA maintained schools excluding special schools and 10 of these were priority 1 or 2. We judge that 2 of these no longer require intensive support, having been given grade 2 by Ofsted, 6 remain a priority for support and 2 have become academies since September 2017.
- In 2017-8, we also supported, on request, 7 individual schools which were priority 3 (LA and academy).

In schools which have been supported, outcomes are positive, for example,

- Wimborne Junior – work on maths resulted in improved results in 2018 and Ofsted G2. School improvement support was recognised in the report: ‘Leaders have put in place effective strategies to improve teaching in mathematics. Staff now have strong subject knowledge. Pupils are able to confidently apply their skills when reasoning and solving problems. This is having a positive impact on pupils’ progress in every year group.’ Ofsted July 2018.
- St Paul’s Catholic Primary, Ofsted G2 July 2018 ‘The local authority has an accurate view of the school’s strengths and areas for development. It provides effective support that is appropriate to the needs of the school.

- St George's CofE Primary, Ofsted G2 July 2018: 'Senior leaders ensure that school development plans focus on the most important areas for improvement and contain specific goals.'
  - Portsdown Primary, Ofsted May 2018, Grade 2
  - Fernhurst Junior, Ofsted Nov 2017, Grade 2
  - St Jude's CofE Primary – KS1 improvement in all areas, KS2 maths in 2018 and good monitoring visit outcome. Support for school improvement was recognised: 'The Portsmouth Teaching School Alliance, under the direction of the local authority, provides helpful support that is strengthening the effectiveness of the school. A range of experts work usefully with leaders to develop their strategic understanding and experience'. Ofsted, Oct 2017.
  - Bramble Infant – work on EYFS resulted in improved results in 2018.
  - Mayfield School – work on KS1 reading and writing resulted in improved results for 2018. Science work at KS4 resulted in improved outcomes.
  - Cottage Grove Primary – KS1 work on all areas resulted in improvements for 2018 and at KS2 there were improvement in R and W.
  - Milton Park Primary – KS1 improvement in R and W, KS2 improvements in R.
  - Highbury Primary and Langstone Junior which have become academies recently and have engaged with the support from the school improvement team over the past three years, have seen their results improve significantly.
- The main source of support has been through SLEs who have been extensively deployed across the city. Over 2017-18 we supported 16 LA schools with over 50 days of in-school support
  - We deployed LLEs to work on Pupil Premium reviews in 3 schools and a further 3 reviews used local and national senior leaders.
  - Our NLEs were deployed working with leadership teams in 4 schools and in addition we have deployed Headteachers to support others in 3 schools.
  - Our NLGs have been deployed in 3 schools.

## **Review of School to School Support (S2SS) 2017/18**

### ***Overall for all Portsmouth schools***

92 individual projects: 53 green, 12 amber, 4 red, 23 not yet completed (mostly SEN bid)

- Most of the S2SS support for academies is through Challenge Partners peer reviews which is funded by individual schools or through the Challenge the Gap bid or SEN review bid.
- Most of the support for LA schools is through SLEs or bids.

### ***LA Maintained schools only:***

58 projects: 27 green, 12 amber, 5 red, 13 yet to be completed

- In schools where a lot of support was provided, improvements have been particularly successful in: Bramble Infant, Mayfield, Milton Park Primary, St Jude's CofE Primary and Wimborne Junior.
- The exception to this is Portsdown Primary where there has been a lot of support but it has not been successful, or only partially successful, and results have fallen in many areas. Ofsted graded the school good overall so some cells are now amber. In all other schools red cells will be a target for support in 2018-9.
- In September 2017, there were 30 LA maintained schools excluding special schools and 10 of these were priority 1 or 2. We judge that 2 of these no longer require intensive support, having been given grade 2 by Ofsted, 6 remain a priority for support and 2 have become academies since September 2017.
- We have also supported, on request, 19 individual schools which were priority 3 including through Challenge Partners (LA Maintained and academies).
- The main source of support has been through Subject Leaders of Excellence (SLEs) who have been extensively deployed across the city. Over the last year we supported over 16 LA Maintained schools with over 50 days of in-school support, not including support through the bids.
- We deployed Local Leaders of Education (LLEs) to work on Pupil Premium reviews in 3 schools and a further 3 reviews used local and national senior leaders.
- Our National Leaders of Excellence (NLEs) were deployed working with leadership teams in 4 schools and in addition we have deployed Headteachers to support others in 3 schools.
- Our National Leaders of Governance (NLGs) have been deployed in 3 schools.

This page is intentionally left blank

	A	B	C	D	E	F	G	H	I	J
1	Name of school	Priority	Reason review of QoT, Outcomes and leadership	Support 2017-8	Date	Action	Outcomes	RAG	Support for 2018-9	Outcomes
7	Craneswater Junior	3	Review of QoT, Outcomes and leadership	external CP review		QOT, outcomes and leadership grades validated	Review G2	G		
10	The Harbour School		Review of QoT, Outcomes and leadership	External CP review		QOT, outcomes and leadership grades validated	Review G2	G		
11	Manor Infant	3	Review of QoT, Outcomes and leadership	External CP review		QOT, outcomes and leadership grades validated	Review G2?	G		
22	St Paul's Primary	3	Review of QoT, Outcomes and leadership	External CP review		QOT, outcomes and leadership grades validated	Review G3	G		
23	St Swithun's Primary	3	Review of QoT, Outcomes and leadership	External CP review		QOT, outcomes and leadership grades validated	Review G2	G		
24	Willows Centre for Children		Review of QoT, Outcomes and leadership	External CP review		QOT, outcomes and leadership grades validated	Review G2	G		
26	Wimborne Junior	2	Review of QoT, Outcomes and leadership	External CP review	Jan	QOT, outcomes and leadership grades validated	Review G2	G	Possible work on W	
27	Fernhurst Junior	1	Review of QoT, Outcomes and leadership	External CP review	Nov-17	Report showed school was G2 but had areas to address including more able and Ma	Inspection G2 and results G2	G	External review to assess progress against SIP 2018-9	
40	Cottage Grove Primary	1	Review of QoT, Outcomes and leadership	External CP review	Jan-18	Report showed school was RI	Review G3. School improving from 2017 position but still below national	R	External review to assess progress against SIP 2018-9	
59	Admiral Lord Nelson		Review of QoT, Outcomes and leadership	External CP review		QOT, outcomes and leadership grades validated	Review G1	G		
62	Arundel Court Primary		Review of QoT, Outcomes and leadership	External CP review		QOT, outcomes and leadership grades validated	Review G2	G		
65	Cliffdale Primary		Review of QoT, Outcomes and leadership	External CP review		QOT, outcomes and leadership grades validated	Review G1	G		
66	Court Lane Infant		Review of QoT, Outcomes and leadership	External CP review		QOT, outcomes and leadership grades validated	Review G2?	G		
67	Court Lane Junior		Review of QoT, Outcomes and leadership	external CP review		QOT, outcomes and leadership grades validated	Review G2	G		
68	Flying Bull Primary		Review of QoT, Outcomes and leadership	External CP review		QOT, outcomes and leadership grades validated	Review G1	G		
69	Highbury Primary		Review of QoT, Outcomes and leadership	external CP review		QOT, outcomes and leadership grades validated	Review G1	G		
70	Langstone Junior		Review of QoT, Outcomes and leadership	External CP review		QOT, outcomes and leadership grades validated	Review G2	G		
71	Mary Rose Academy		Review of QoT, Outcomes and leadership	External CP review		QOT, outcomes and leadership grades validated	Review G1	G		
72	Redwood Park Academy		Review of QoT, Outcomes and leadership	External CP review		QOT, outcomes and leadership grades validated	Review G2	G		
84	College Park Infant		Review of QoT, Outcomes and leadership	External CP review		QOT, outcomes and leadership grades validated	Review G1	G		

This page is intentionally left blank